

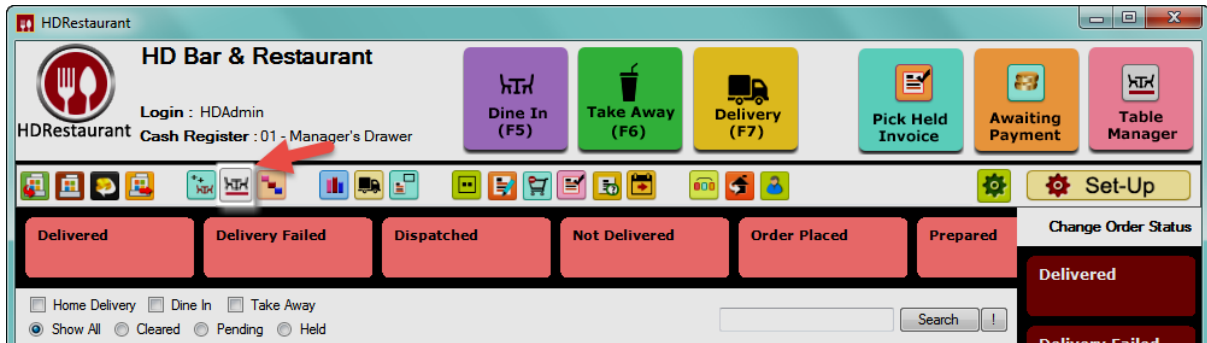
How to view table availability in HDRestaurant?



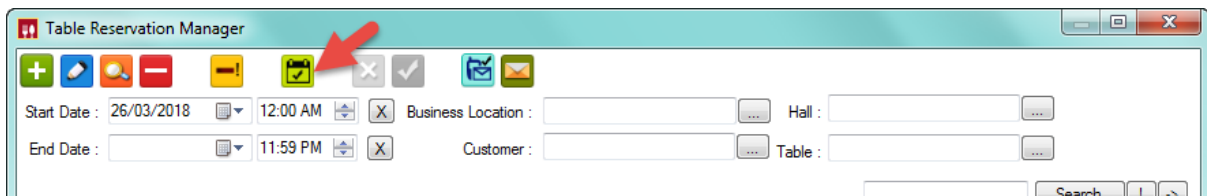
HDRestaurant Tutorials

To view available table for reservation, follow the steps below:

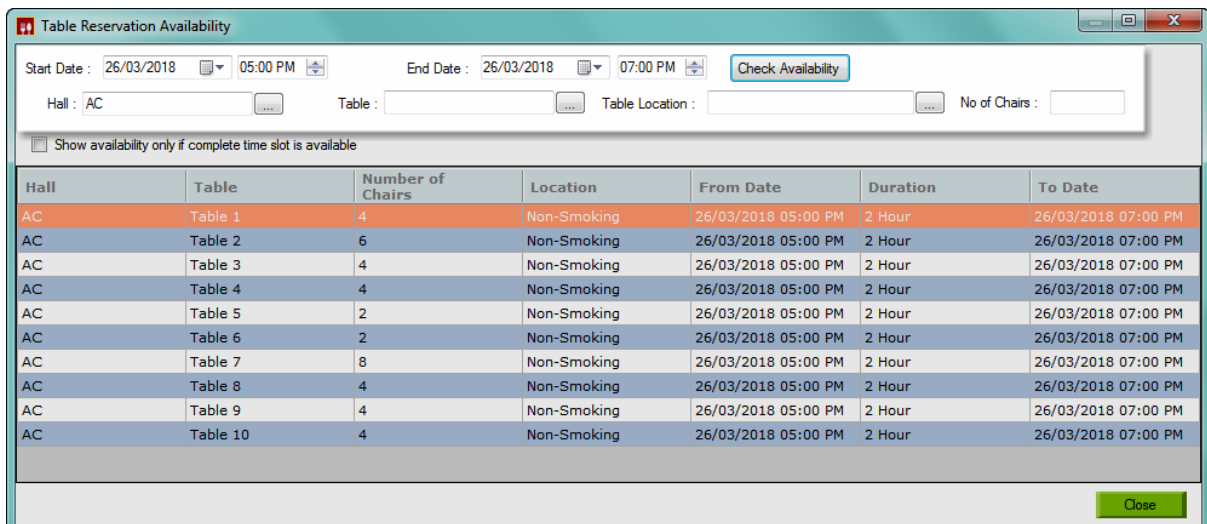
1. Run **HDRestaurant**.
2. Click on the **Table Manager** Button from the Restaurant Dashboard.



3. In **Table Reservation Manager** window, click on **View Reservation Availability** button.



4. In **Table Reservation Availability** window, select the Date and other Parameters for which you want to check Table Availability and click on **Check Availability** button.





5. You'll see the available tables based on the parameters selected. For example , if you want to check the available tables with seating capacity 3 in AC hall from 26/03/2018 5pm to 26/03/2018 7pm. Select From and To date, Hall as AC hall, No. of Chairs as 4 and click on Check Availability button.

Hall	Table	Number of Chairs	Location	From Date	Duration	To Date
AC HALL	T01	3	Non-Smoking	26/03/2018 05:00 PM	2 Hour	26/03/2018 07:00 PM