

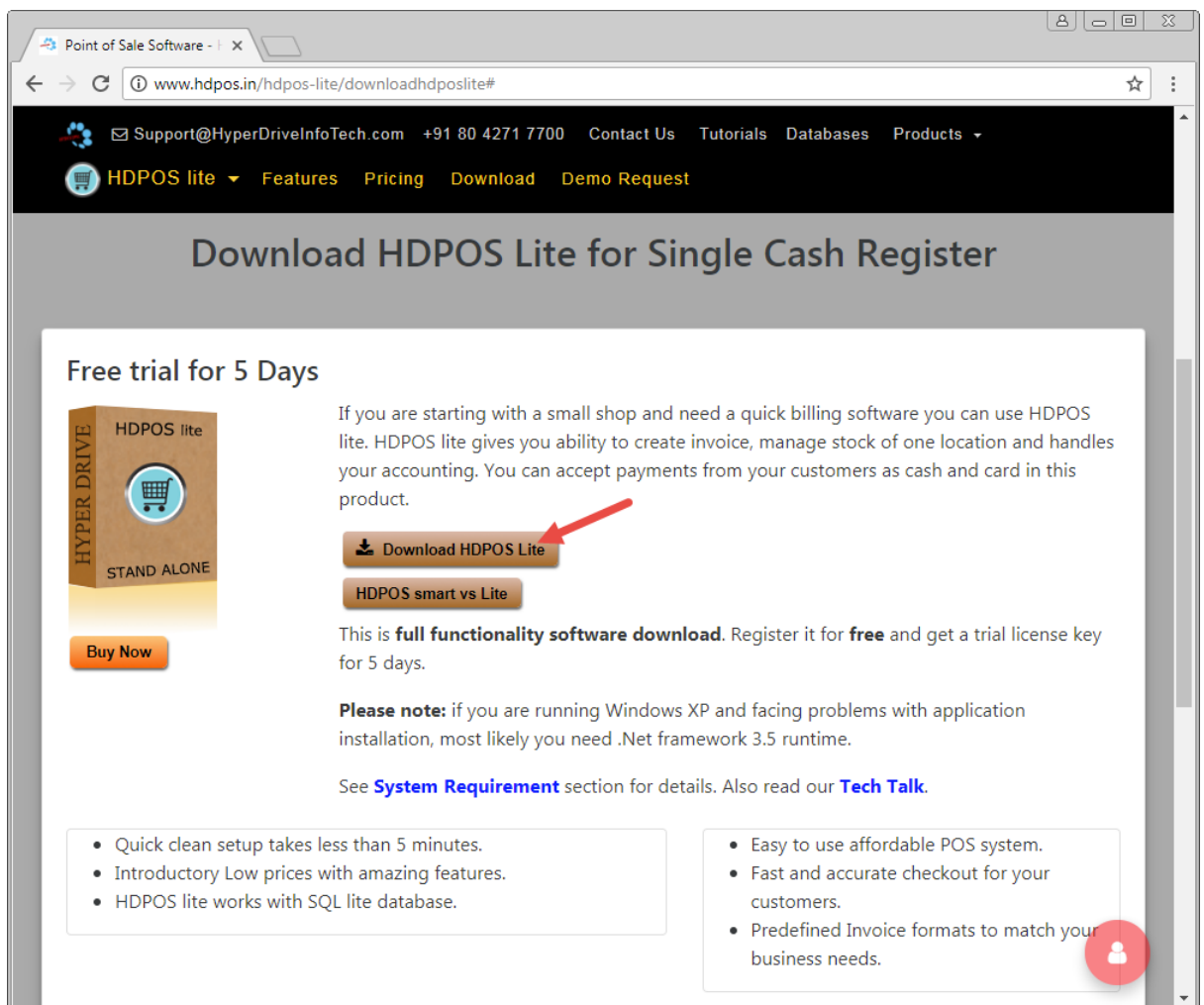
How to upgrade your HDPOS Lite version?

HDPOS Lite will have newer releases with more features being added to the software. Additionally, newer releases might have bug-fixes and performance improvements. You can update your application anytime to avail the newly added features and benefit from them.

NOTE: Kindly backup your database before proceeding with updating the application.

The steps to update the HDPOS Lite application are as shown below:

1. Click [here](#) to go to the download page
(Copy-paste <http://www.hdpos.in/hdpos-lite/downloadhdposlite> into your browser if the link did not work)
2. Click on **Download HDPOS Lite** in the ‘**Download HDPOS Lite for Single Cash Register**’ section to download the application.



The screenshot shows a web browser window with the URL www.hdpos.in/hdpos-lite/downloadhdposlite#. The page title is "Download HDPOS Lite for Single Cash Register". It features a "Free trial for 5 Days" offer. On the left, there is a product image of a box labeled "HYPER DRIVE HDPOS lite STAND ALONE" with a "Buy Now" button. On the right, there is a "Download HDPOS Lite" button with a red arrow pointing to it, and a "HDPOS smart vs Lite" button. Below the buttons, there is a "Please note" section and a "See System Requirement" section. At the bottom, there are two columns of bullet points listing features and benefits.

Free trial for 5 Days

If you are starting with a small shop and need a quick billing software you can use HDPOS lite. HDPOS lite gives you ability to create invoice, manage stock of one location and handles your accounting. You can accept payments from your customers as cash and card in this product.

[Download HDPOS Lite](#)

[HDPOS smart vs Lite](#)

This is **full functionality software download**. Register it for **free** and get a trial license key for 5 days.

Please note: if you are running Windows XP and facing problems with application installation, most likely you need .Net framework 3.5 runtime.

See [System Requirement](#) section for details. Also read our [Tech Talk](#).

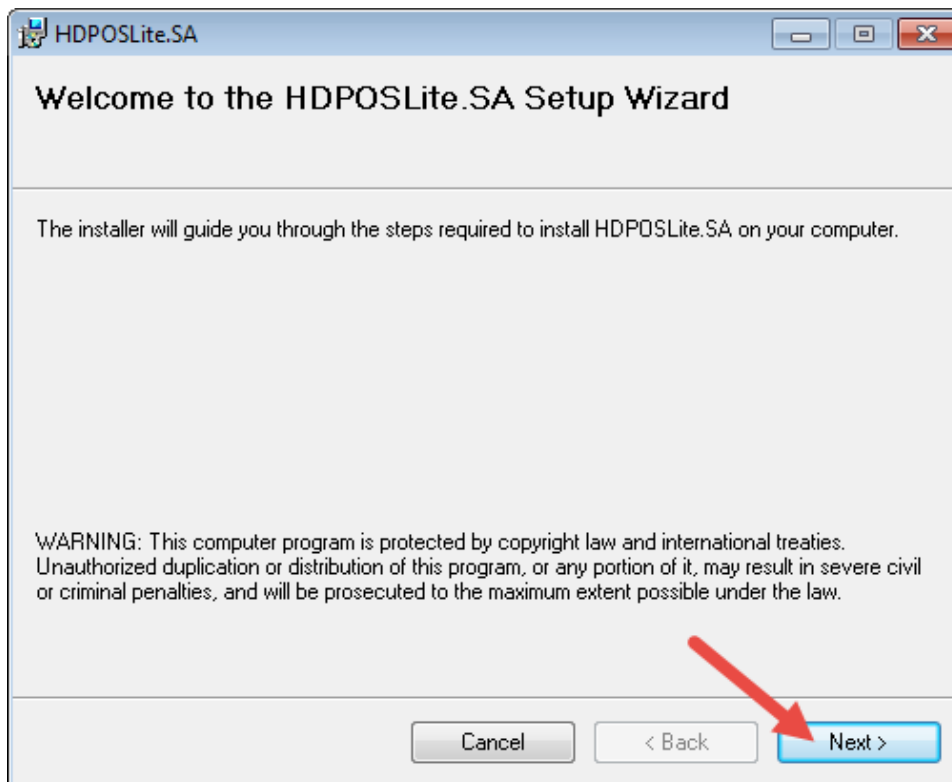
- Quick clean setup takes less than 5 minutes.
- Introductory Low prices with amazing features.
- HDPOS lite works with SQL lite database.

- Easy to use affordable POS system.
- Fast and accurate checkout for your customers.
- Predefined Invoice formats to match your business needs.

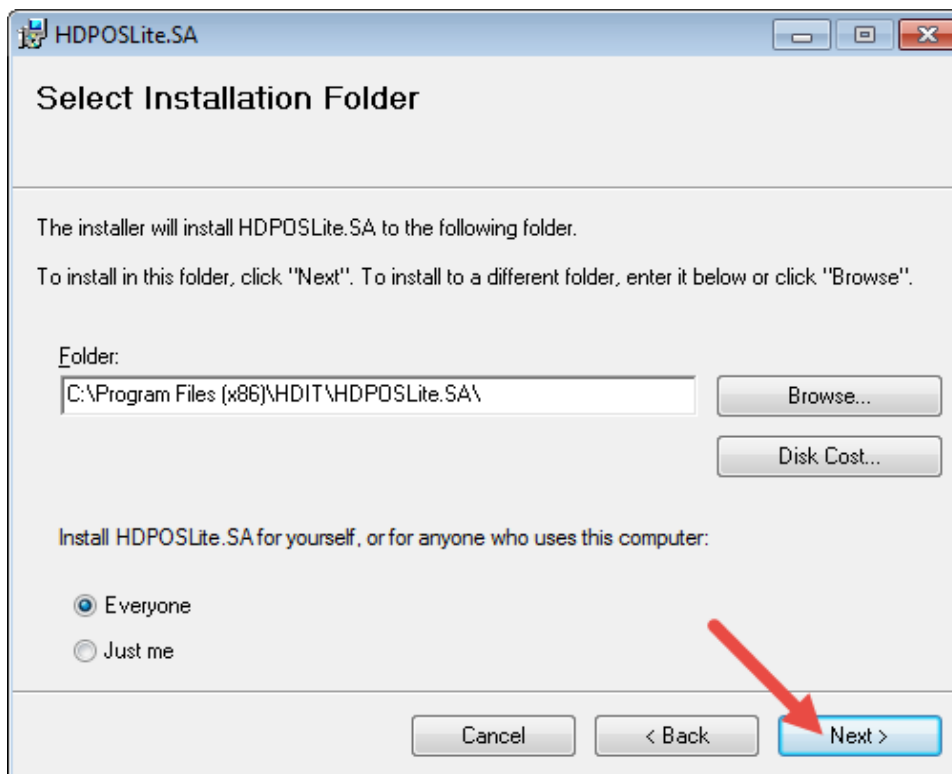
3. Double-click on the downloaded file to install.



4. Click on **Next**.

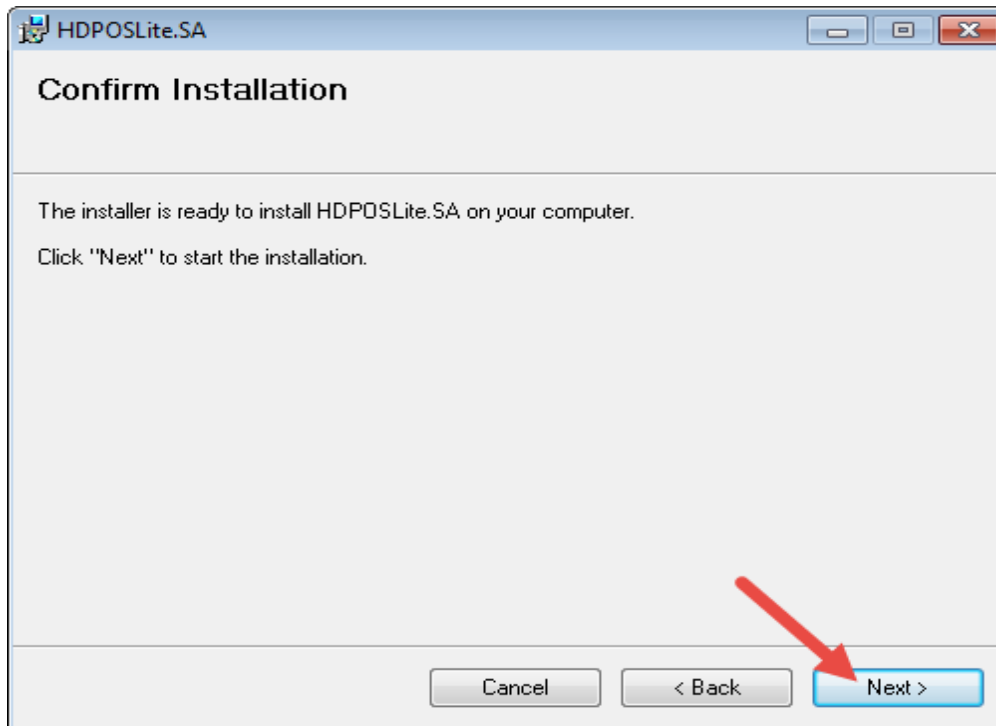


5. The default installation folder is selected. Change the folder if required, and click on **Next**.

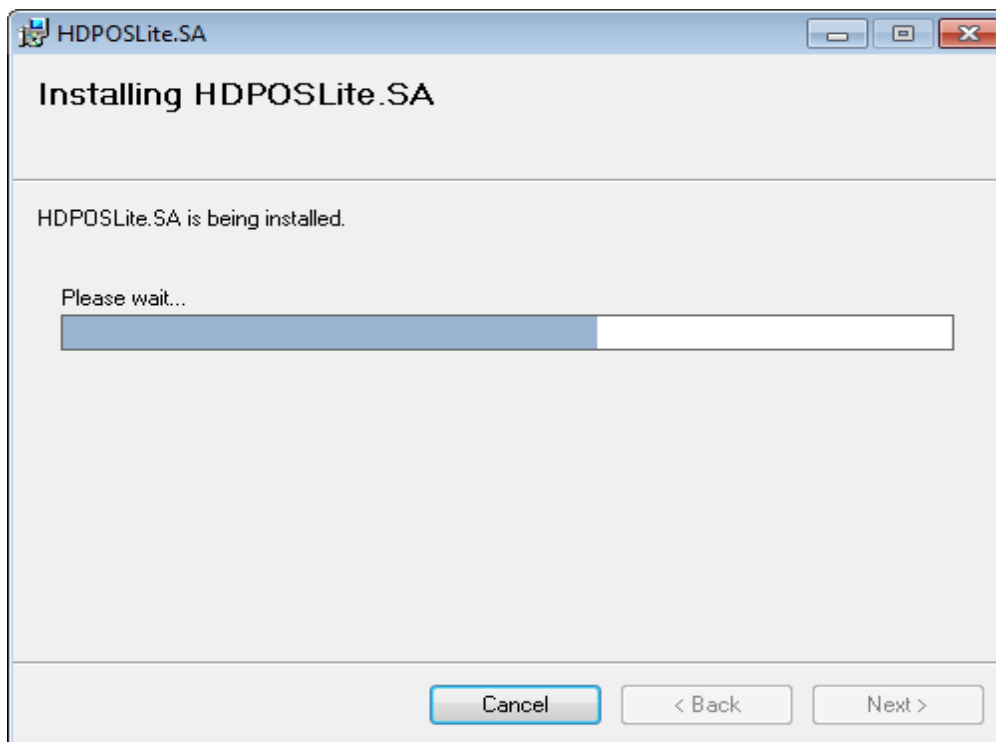




6. Click on **Next** to confirm installation.



7. Wait till the installation is completed.





8. Click on **Close** once the installation is complete.

