



How to restrict your staff from selling negative stock items in HDPOSsmart?

As owners of your business you may want to restrict your employees from selling negative stock items in HDPOSsmart.

Follow the below step to restrict your staff from selling negative stock item in **HDPOSsmart**.

1. Run **HDPOSsmart**.
2. From main screen click on **Set-Up** button.



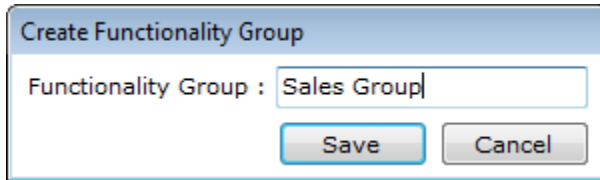


3. From 1st page of Set-Up click on **Access Rights**.

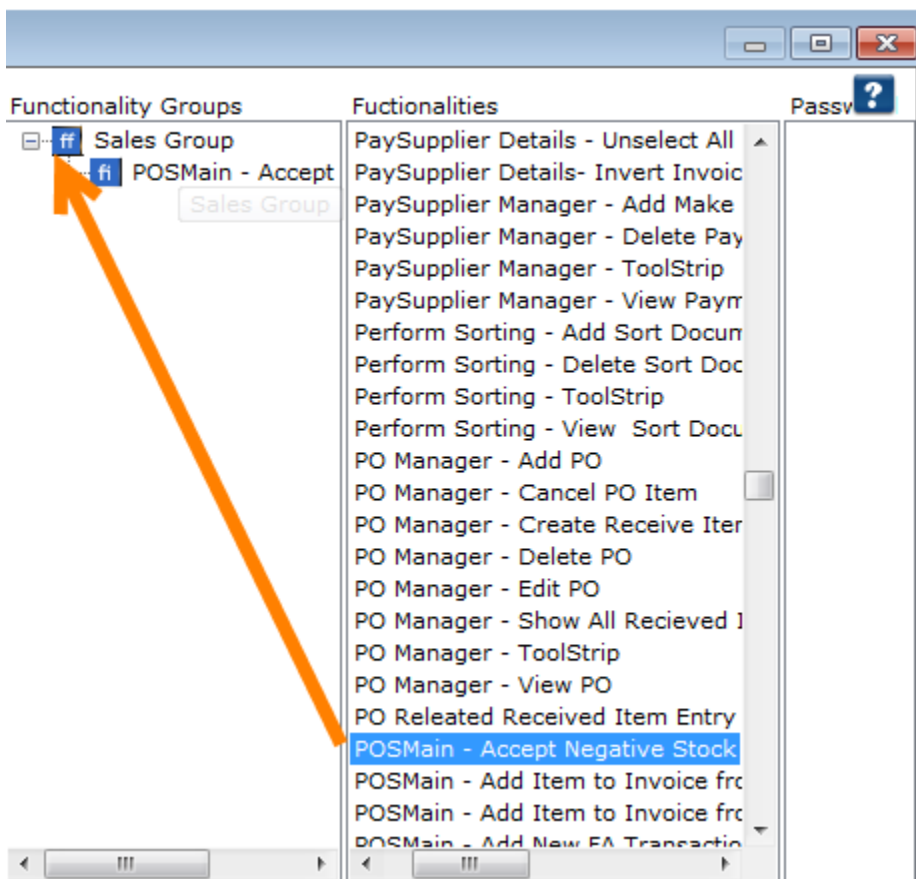




4. From **Manage Access Rights** screen, Right-click on the '**Functionality Group**' section of the window, and click on **Create New Group**.
5. Enter the **Functionality Group Name** in the Create Functionality Group window that shows up.
6. Click on **Save** button.



7. Once your Functionality group is created you can now Drag-and-Drop the functionalities from the functionalities list on to **Functionality Group**.

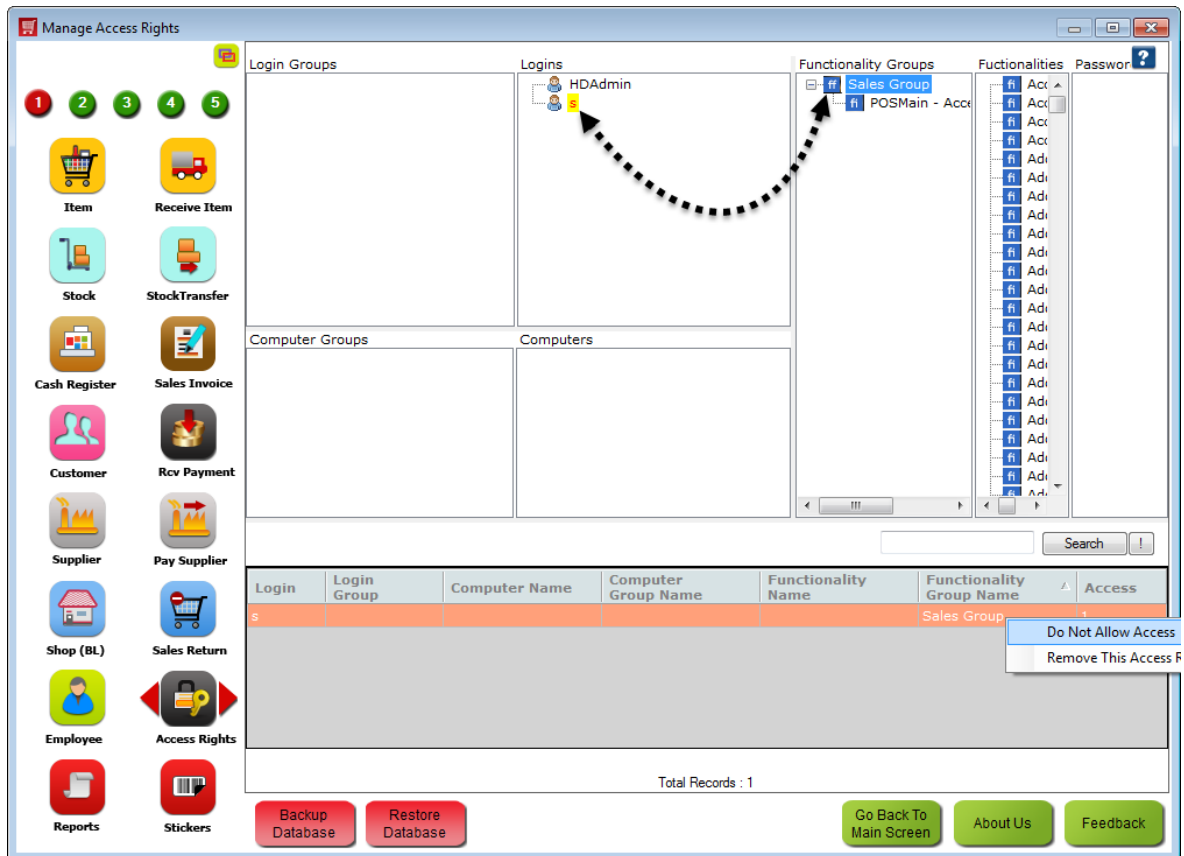


For e.g. If you want to restrict access to **Accept Negative Stock** button you can drag and drop the functionality **POSMain – Yes on to Restrict access**.

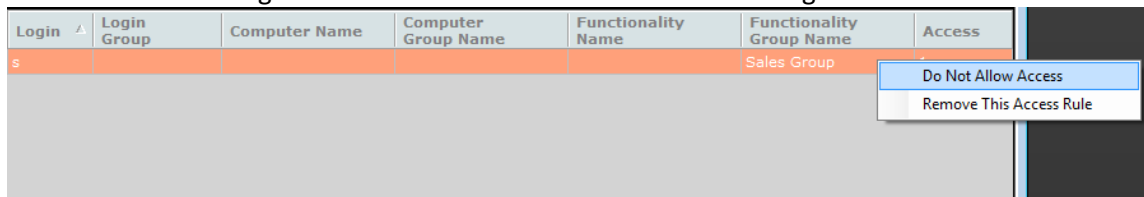


Note: To know a specific functionality name hold the ALT key on your Keyboard and right click on the button. You can then open notepad and do a CTRL + V to paste/ know the functionality name.

8. Now drag the Functionality group onto the login id for which you want to restrict the access.



9. You will notice a row gets added to the bottom section of Access Rights screen.



10. Right click on 'Access' column of the row that got added and select 'Do Not Allow Access'.



11. You can now restart the application and login with the user for which you restricted the access.
12. When any item will be added which is out of stock you will get **Negative Stock Warning Message** with only an OK button.

HDPOS smart

Hyper Drive Electronics Store
Site#167, Hyper Drive lane, 2nd Cross, Sobha Apartment Road, Bangalore, Karnataka, 560103.
Login : s Cash Register : 01 - Manager's Drawer

Invoice # : [E123-100010](#) Date : [19/06/2015](#)

Barcode : Alt+B
Item Name : BlackBerry Z10 Alt+I
Search Code : Search with Stock :

S No.	Barcode	Item Name	Qty / Weight	Measuring Unit	Unit Price with Tax	Total with Tax
-------	---------	-----------	--------------	----------------	---------------------	----------------

Negative Stock Warning Message

Entered Item "BlackBerry Z10" Quantity/Weight(1 Qty) is more than the available Quantity/Weight(0 Qty).

Total : ₹ **0.00**

Discount Included : ₹ **0.00**

Quantity Total : **0**

Customer :

Sales Executive :

Express Pay (F5) **Pay Now (F8)** **Estimate (F11)**
Save & Print Estimate (Alt F11)