

How to request HDPOS smart to send a report to your phone?



HDPOS smart Tutorials

You can send SMS request to HDPOS smart to send any report details back to your phone. To send such requests to HDPOS smart, you must have SMS device attached to the computer where HDPOS smart is installed.

To do this, follow the steps below.

1. Run **HDPOS smart**. Click on **Set-Up**.

HDPOS smart

HDIT Variety Store
167, Green Glen Layout, Bellandur, Bangalore, Karnataka, 560013.
Login : HDAdmin Cash Register : 01 - Manager's Drawer

Invoice #: HDI100001 Date: 12/11/2014

Barcode: Alt+B
Item Name: Alt+I
Search Code: Search with Stock:

S No.	Barcode	Item Name	Qty / Weight	Measuring Unit	Unit Price with Tax	Total with Tax
-------	---------	-----------	--------------	----------------	---------------------	----------------

Change Quantity (F2) Remove Item (F4) Show Stock
Hold Invoice (F6) Pick Held Invoice (F7) Cancel Invoice (F10)
Show Tax Details Show Offer Details (F12) **Set-Up**

Total : 0.00
Discount Included : 0.00
Quantity Total : 0

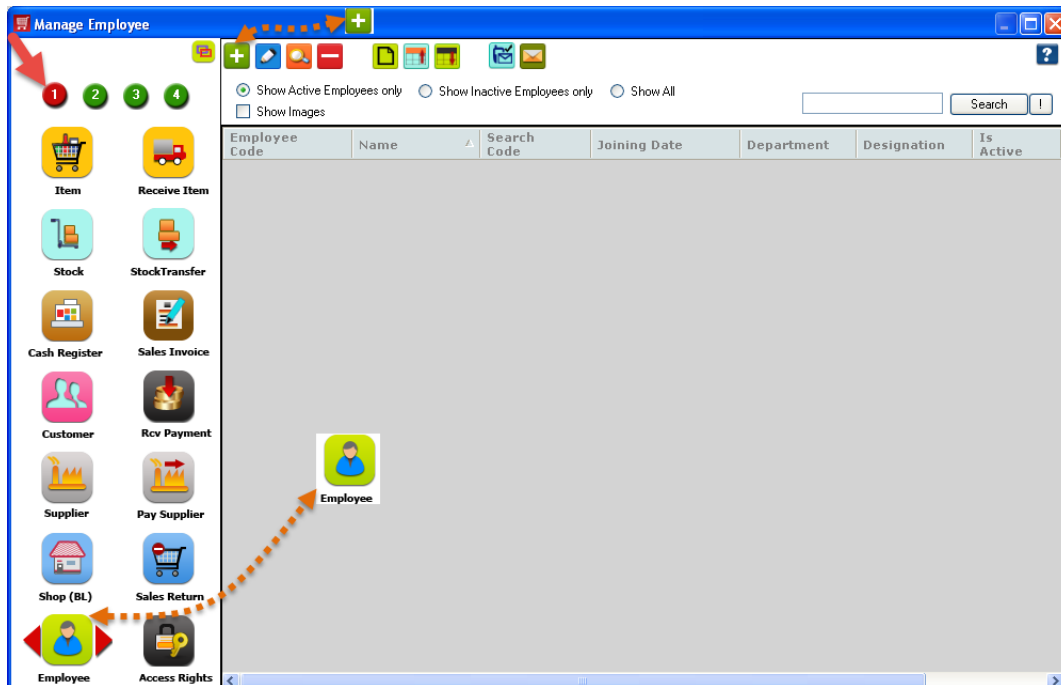
Customer : ...
Sales Executive : ...

Express Pay (F5) Pay Now (F8) Estimate (F11)
Save & Print Estimate (Alt F11)

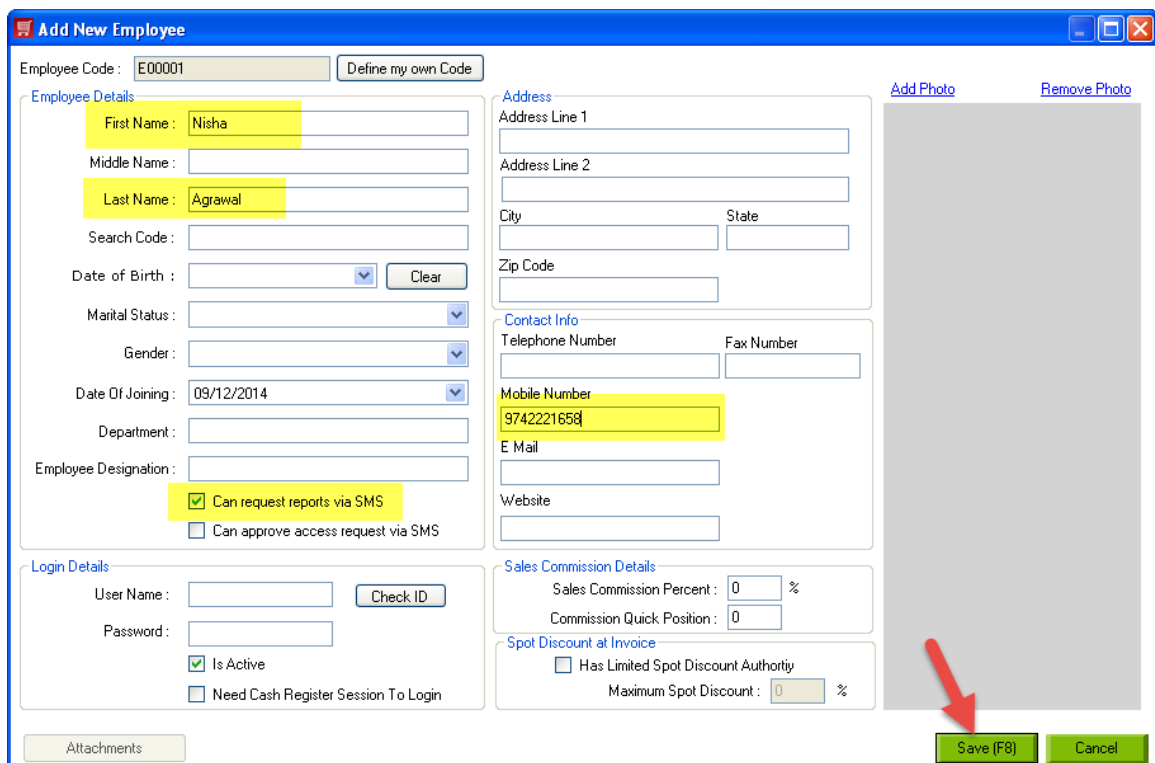
Set-Up



- From 1st page **Set-Up**, click on **Employee**. Create an employee with your details. From **Manage Employee** screen, click on **Add Employee** button.



- In the **Add New Employee** screen, enter the required details (Name, Mobile Number).
 - Check the checkbox **Can Request Reports via SMS**. Click on **Save**.





4. From 1st page of **Set-Up**, click on **Reports**.
5. Select a report that you want to request through SMS.

Note: Select a report which doesn't have input parameters. (For example: Daily Sales_Text report)

6. Click on **Modify Report** button.

Manage Reports

Report Def Groups

- All
 - Appointment
 - FinancialTransaction
 - Purchase
 - Sales
 - SalesInvoice
 - SMS
 - Stickers
 - Stock
 - Text

Search Code Hot Key Name

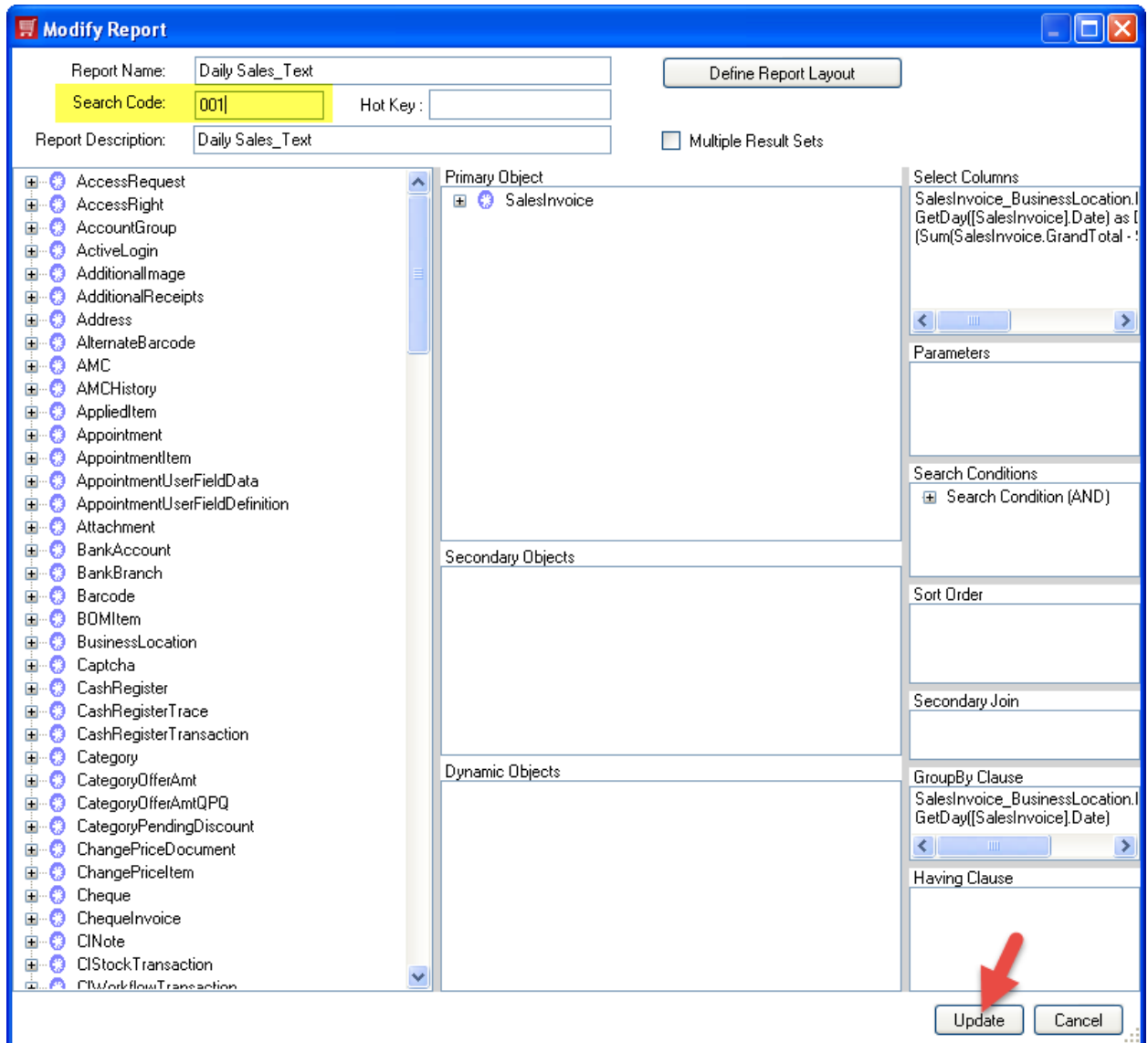
		Category Wise Daily Sales Report
		Daily Sales Collection
		Daily Sales Collection In Date Range(SQL server)
		Daily Sales Collection With Cash and Card
		Daily Sales Item Wise Report
		Daily Sales_Text


Total Records : 6

Backup Database Restore Database Go Back To Main Screen About Us Feedback



7. Enter a code in **Search Code** field. This is the code that you send through SMS to HDPOS smart.
8. Click on **Update** button.



9. From 4th page, click on **Settings**. Click on **SMS SETTINGS** .
10. Check the checkbox **SMS Device is attached to the computer** and select the COM port in which SMS Device is attached.
11. Click on **Apply**.
12. You will see a success message for the SMS Settings.



Send Sms Setting

SMS device Settings

SMS device is attached to this computer

Serial port : COM6

Port Setting

Bits per second : 9600

Data bits : 8

Parity : None

Stop bits : 1

Check for Sms every 60 Seconds

Prefix number with country code : 0

Mobile Number Length : 10 digits

Out SMS Queue Settings

Your out SMS queue will expire in 30 Day(s)

Maximum SMS retry count 3

In SMS Setting

Your in SMS will expire in 30 Day(s)

SMS Gateway Settings

Transactional Sms | Promotional Sms

Use SMS gateway for out going **Transactional SMS**

Use [TONUMBER] to specify recipient's Number
Use [MSGTEXT] to specify Text message
Use [TEXTFORMAT] to specify (Unicode/English)

SMS Gateway URL :

Prefix number with country code : 91

Mobile Number Length : 10 digits

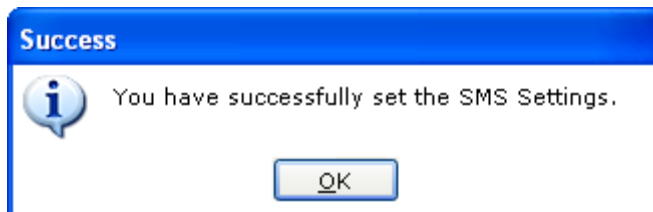
Unicode format :
English format :

Send data as byte stream for unicode :

Logically break long english SMS :

Logically break long unicode SMS :

Apply Cancel



- From your mobile phone, type RPT **SearchCode** and send it to the SMS Device Number.
For Example: If you gave the search code as **001**, then type **RPT001** from your phone and send to SMS device number.



14. You can see that message in **In SMS history** for HDPOS smart as shown below.

Sms Date Time	From Phone	Sms To	Sms Body
09/12/2014 04:15 PM	+919742221658		RPT001

15. Then an SMS will be sent to you back with the requested details as shown below.

Queue Date Time	Sms To Number	Sms To Name	Sms Body	Status	Sent Date Time
09/12/2014 04:16 PM	+919742221658	Nisha Agarwal	Your Total Sales Amount 550.00 for HDIT Variety Store on 09/12/2014.	Sent	09/12/2014 04:16 PM