

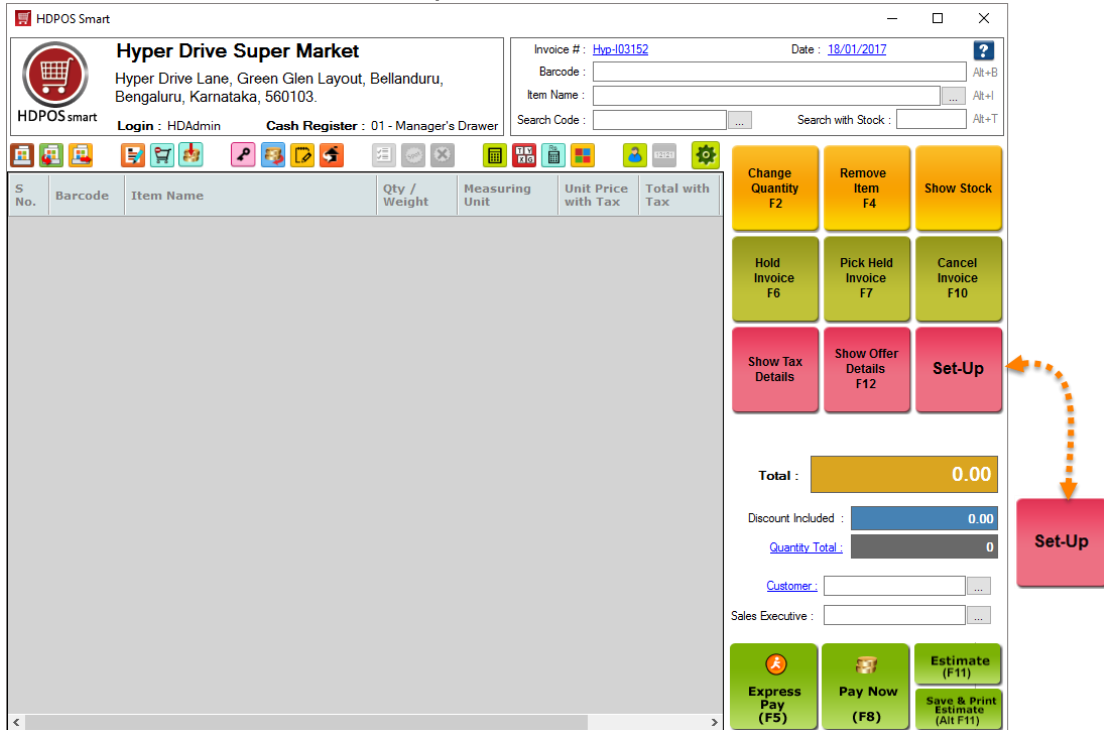
How to increase the toolbar buttons' size and change color of rows in HDPOS smart?



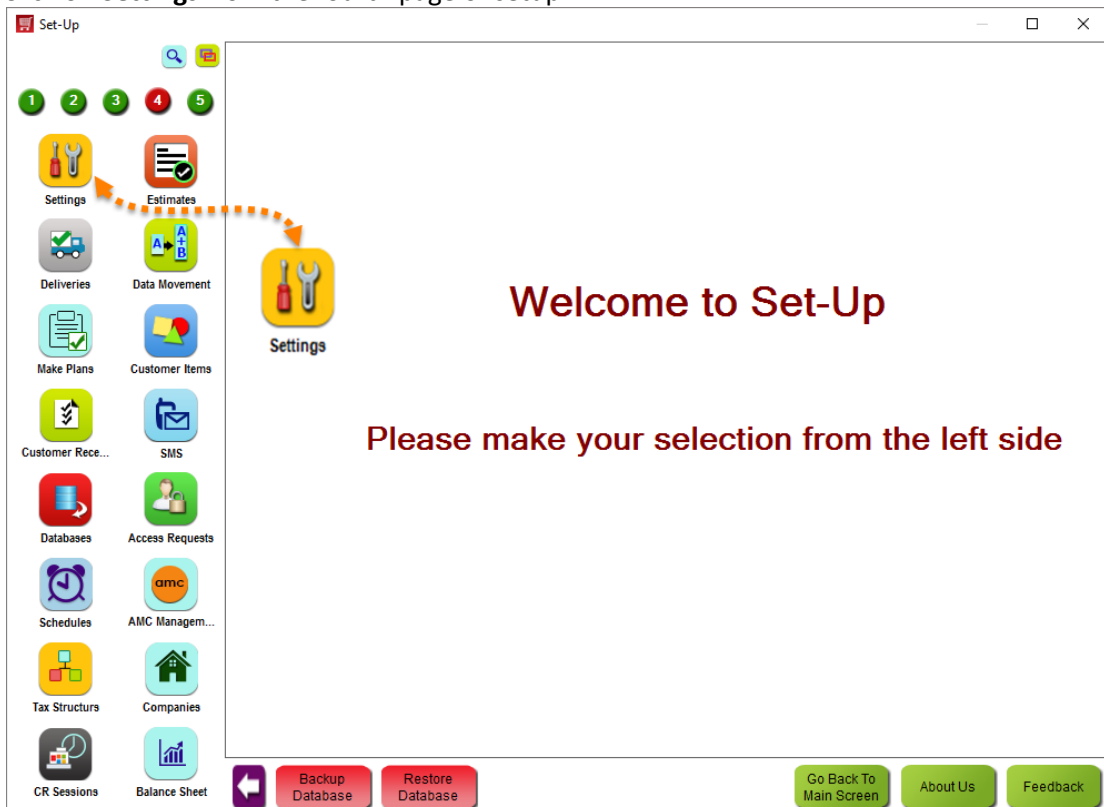
HDPOS smart Tutorials

The steps to change size of toolbar buttons and color of rows in HDPOS smart are as shown below:

1. Run **HDPOSSmart** and click on **Set-Up** button



2. Click on **Settings** from the fourth page of setup

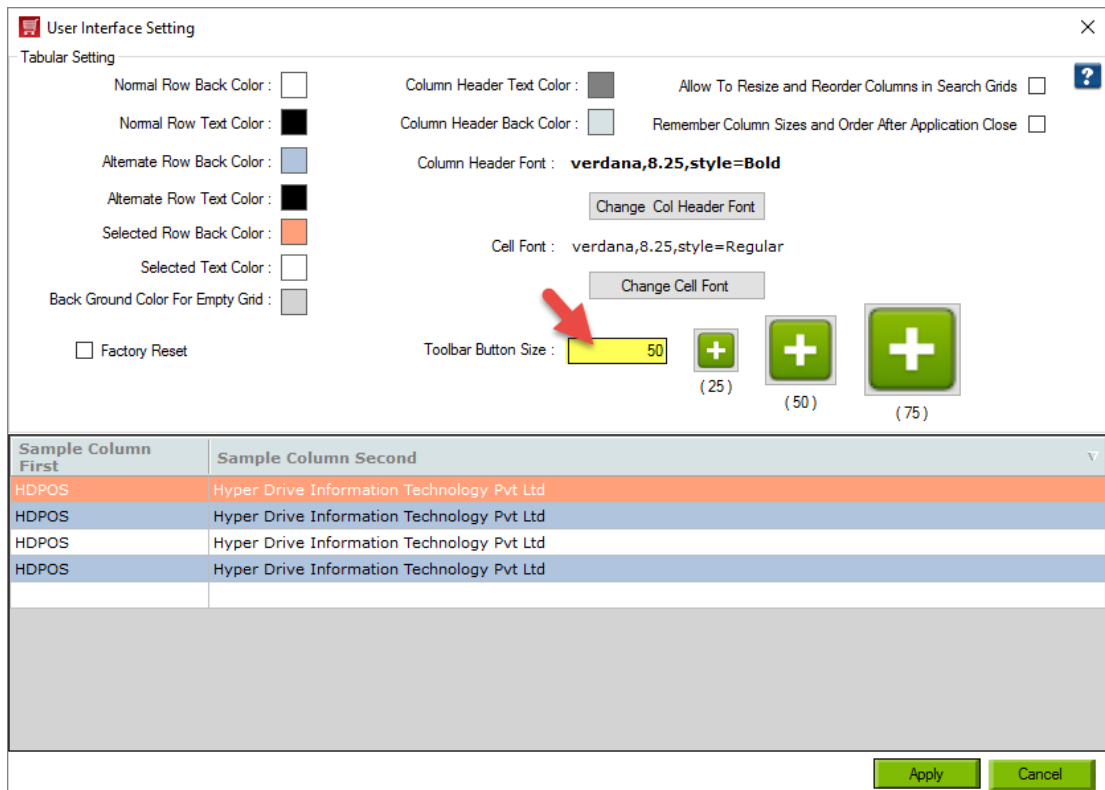




3. Click on **User Interface**



4. Enter a numeric value for the size of the toolbar buttons in **Toolbar Button Size** edit-box



The default value is 25. The sample sizes for different values (25, 50, and 75) are also displayed.





5. Change the colors for background, text, and rows as required

User Interface Setting

Tabular Setting

Normal Row Back Color :

Normal Row Text Color :

Alternate Row Back Color :

Alternate Row Text Color :

Selected Row Back Color :

Selected Text Color :

Back Ground Color For Empty Grid :

Column Header Text Color :

Column Header Back Color :

Column Header Font : **verdana,8.25,style=Bold**

Change Col Header Font

Cell Font : verdana,8.25,style=Regular

Change Cell Font

Factory Reset

Toolbar Button Size :

Allow To Resize and Reorder Columns in Search Grids

Remember Column Sizes and Order After Application Close

Sample Column First	Sample Column Second
HDPOS	Hyper Drive Information Technology Pvt Ltd
HDPOS	Hyper Drive Information Technology Pvt Ltd
HDPOS	Hyper Drive Information Technology Pvt Ltd
HDPOS	Hyper Drive Information Technology Pvt Ltd

Apply Cancel

- a. Click on the color you intend to change
- b. Select a color from the color palette

Colour

Basic colours:

Custom colours:

Define Custom Colours >>

OK Cancel

- c. Click on **OK**





6. Make changes as required and click on **Apply**

User Interface Setting

Tabular Setting

Normal Row Back Color : Column Header Text Color : Allow To Resize and Reorder Columns in Search Grids

Normal Row Text Color : Column Header Back Color : Remember Column Sizes and Order After Application Close

Alternate Row Back Color : Column Header Font : **verdana,8.25,style=Bold**

Alternate Row Text Color :

Selected Row Back Color : Cell Font : **verdana,8.25,style=Regular**

Selected Text Color :

Back Ground Color For Empty Grid :

Factory Reset Toolbar Button Size :

Sample Column First	Sample Column Second
HDPOS	Hyper Drive Information Technology Pvt Ltd
HDPOS	Hyper Drive Information Technology Pvt Ltd
HDPOS	Hyper Drive Information Technology Pvt Ltd
HDPOS	Hyper Drive Information Technology Pvt Ltd

7. Restart the application to let the changes take effect in the main invoice screen

8. The button sizes, and colors are displayed according to the settings done

HDPOS Smart

Hyper Drive Super Market
Hyper Drive Lane, Green Glen Layout, Bellanduru, Bengaluru, Karnataka, 560103.
Login : HDAdmin Cash Register : 01 - Manager's Drawer

Invoice #: Hyp-100001 Date : 18/01/2017

Barcode : Alt+B

Item Name : Alt+I

Search Code : Search with Stock : Alt+T

S No.	Barcode	Item Name	Qty / Weight	Measuring Unit	Unit Price with Tax	Total with Tax
1	T00000048	Maggi Coconut Milk Powder 100 gm	1	Kg	96.00	96.00
2	T00000027	BBD American Almonds (Premiu...200 ...	1	Kg	695.00	695.00
3	T00000031	Bru Exotica Kilimanjaro Premi...100 gm	1	Kg	566.00	566.00
4	T00000024	Gemini Refined Sunflower Oil 1 lt	3	Kg	58.00	174.00
5	T00000047	Nestle Milkmaid 400 gm	1	Kg	78.00	78.00
6	T00000021	Amira Sharbati Aromatic Rice 1 kg	2	Kg	89.00	178.00

Change Quantity F2 **Remove Item F4** **Show Stock**

Hold Invoice F6 **Pick Held Invoice F7** **Cancel Invoice F10**

Show Tax Details **Show Offer Details F12** **Set-Up**

Total : 1,787.00

Discount Included : **0.00**

Quantity Total : 9

Customer :

Sales Executive :

Express Pay (F5) **Pay Now (F8)** **Estimate (F11)**

Save & Print Estimate (Alt F11)

