

How to define free item offer using Item collections?

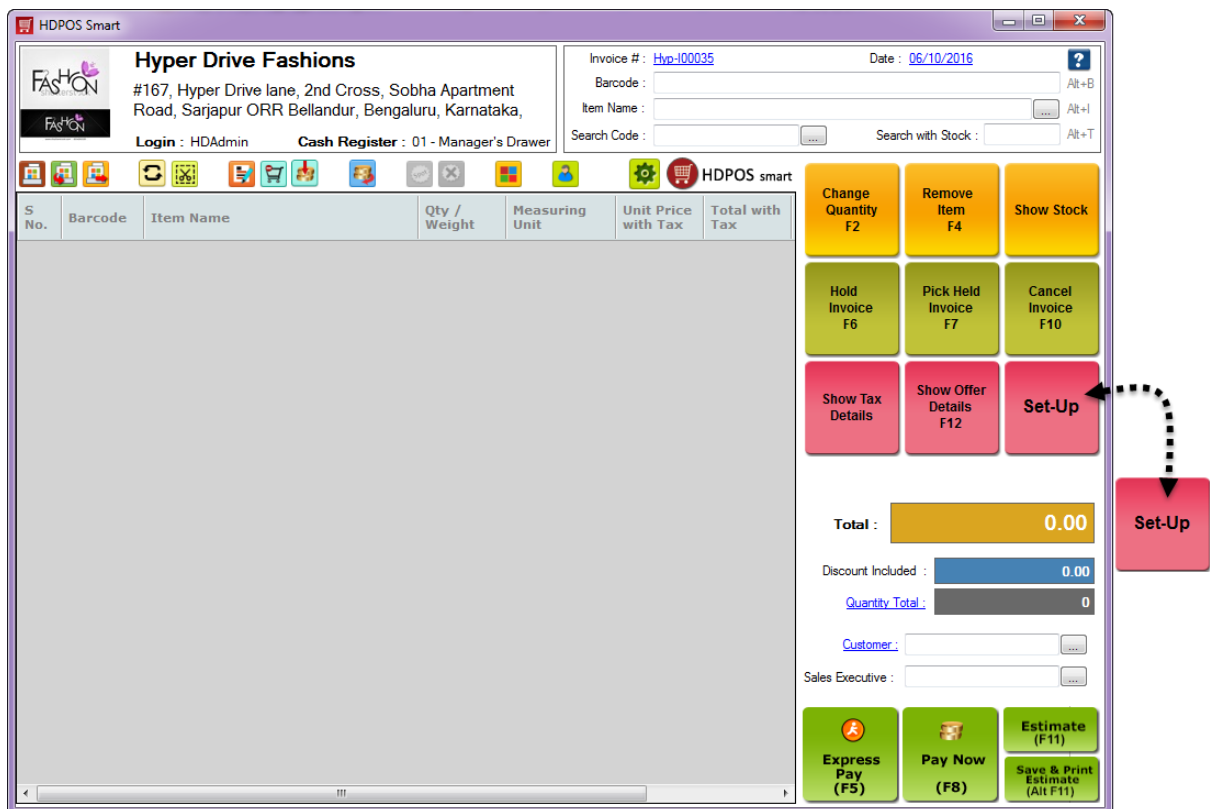


HDPOS smart Tutorials

HDPOS smart allows you to group items based on various criteria, called collections. These collections can be simply items with a certain attribute, such as red colour, or have complex definitions such as all items belonging to certain categories which are of certain colours, and have any other such additional attributes specified. You can later define offers on collections.

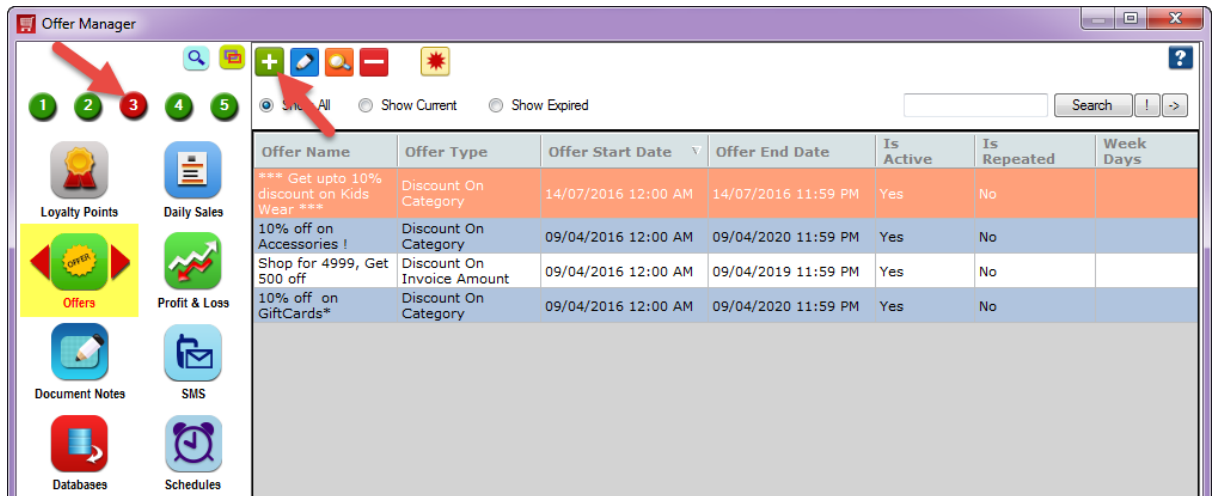
To define free item offer on item collections, please follow the steps below:

1. Run **HDPOS smart**.
2. Click on **Set-up** button from **Main Screen**.

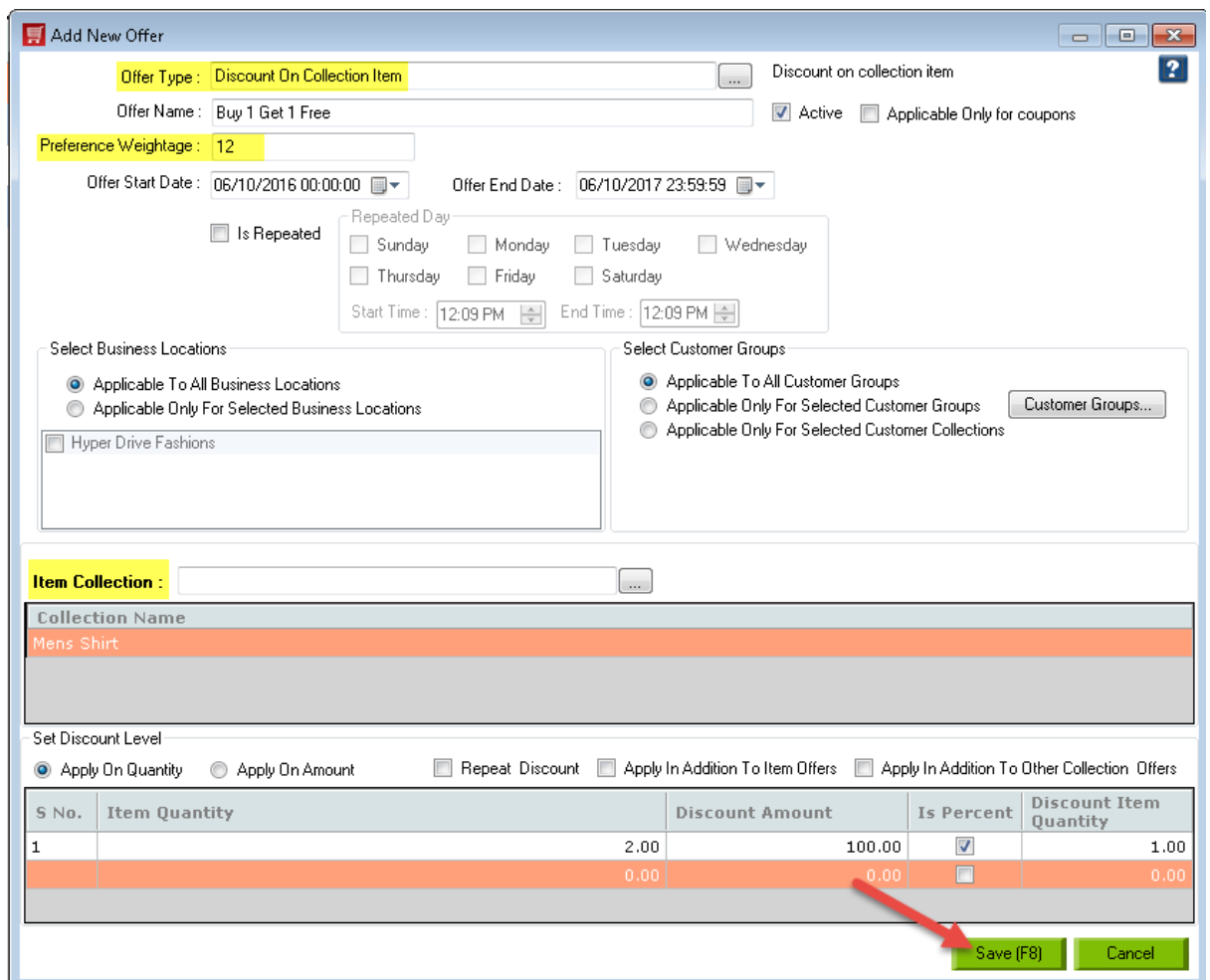




- Go to 3rd Page, click on **Offers** icon. From **Offer Manager** window, click on **Add New Offer** button.



- Add New Offer** window will open and you need to fill required details.





- **Offer Type:** Select '**Discount on Collection Item**'.
- **Offer Name:** Give the name of the offer.
- **Preference Weightage:** Give preference weightage to the offer.
- **Offer Start Date:** Set the start date and time of the offer.
- **Offer End Date:** Set the end date and time of the offer.

- **Is Repeated:** Check this checkbox if you want to repeat the offer on any other day(s) of the week. When you check this checkbox, Repeated Days box is enabled. Select the days for which you want to apply offer by checking the checkboxes. You can also select the time period during which the offer will be applied.

- Check the checkbox **Applicable Only for Coupons** if you want offer only for coupons.
- Select **Business Location** for which you want to set this offer.
- Select **Customer Group** for which you want to set this offer.

- **Item Collection:** Select the item collection for which you want this offer.

- Select radio button **Apply On Quantity**. Enter number of Items in **Item quantity** field. Here the number of items is inclusive of free item(s).
Eg: If the offer is Buy 1 Item and Get 1 Item free, then you need to enter number of items as 2 in Item quantity field.

- In **Discount Amount** field enter amount as 100 and check the checkbox **Is Percent**.
- Enter number of quantity that you want to give as free item(s) in **Discount Item Quantity** field.

5. Click on **Save**.

Note: In this type of offer, always the free item(s) will be considered as the lowest sales price item(s) of the item collection in the Sales Invoice.

