

# How to Define Label Numbers for Opening Stock?

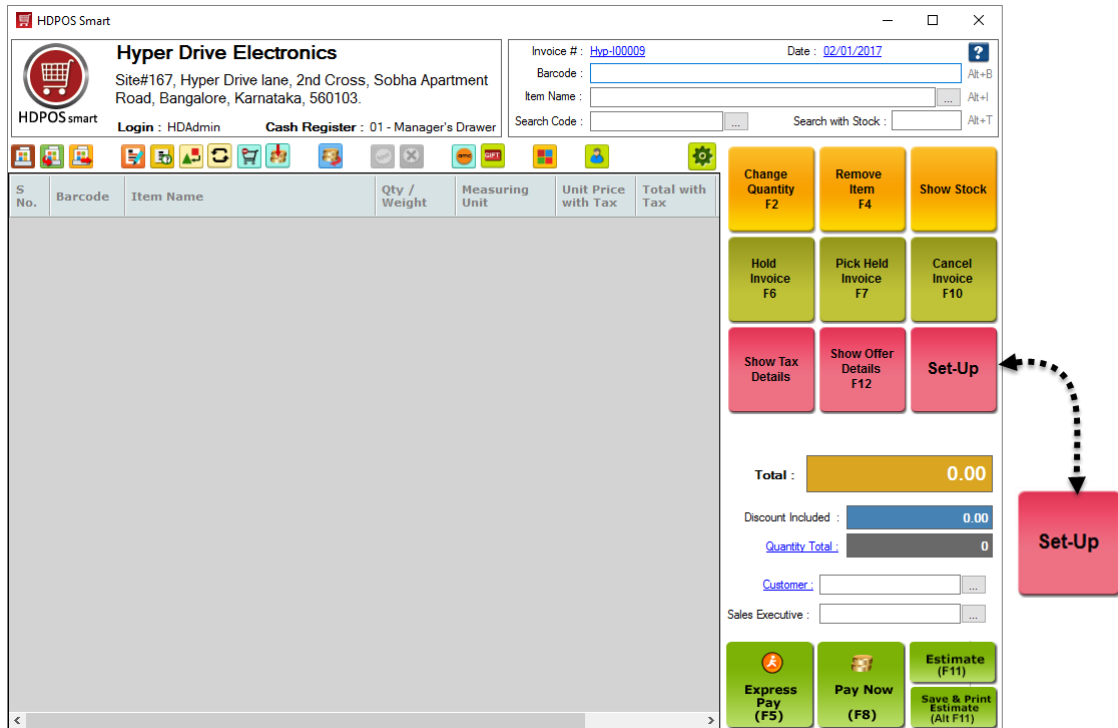


HDPOS smart Tutorials

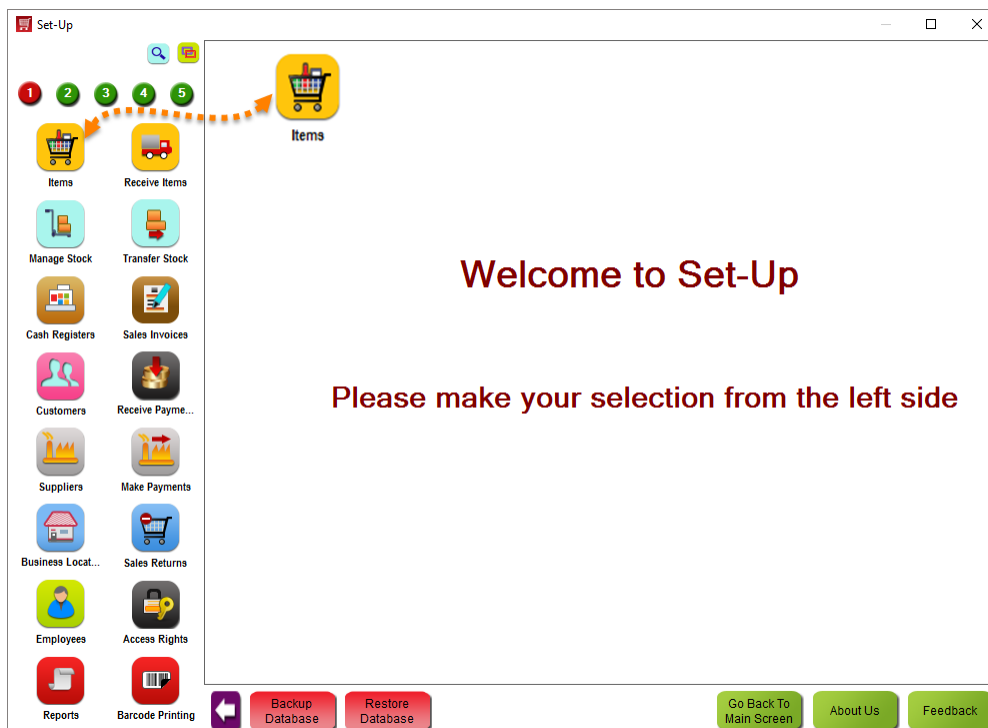
Opening stock is added for items if stock already exists before making an entry into the system. If the said item has label numbers, then label numbers also could be defined while entering the opening stock.

The steps for defining such label numbers are as given below:

1. Run **HDPOS smart**.
2. Click on **Set-Up**.



3. Click on **Items**.





4. Click on **Add +** to define a new item.

Category Name
Mobiles

Item Name	Barcode	Search Code	MRP	Sales Price	Sales Measu
Moto X Play	T00001		0.00	19,999.00	Qty

5. Enter item details.

Barcode: T00002 Define my own

Name: Moto X Style Item Name Template

Item Unique Name: Moto X Style

Item Group Name: Moto X Style Group Name Template

Name In: Moto X Style

Regional Language: ಮೋಟೋ X ಸ್ಟೈಲ್ Settings...

Category: Mobiles Search Code: MotoXSB

Item Attributes

Is Active  Not For Sale  Is Service Item  Is Purchased  Need To Print Barcode Sticker

HasBOM  Is Auto Make  Is Auto Break  Is Sortable Item  Has Manual Batch  Has Auto Batch

Is Gift Card

Has Label

Is Measured at the time of sale  Use Measuring denomination  Weighing scale used while selling

Is a Kit  Provides AMC  Is AMC Item

Only For Online Shop  Not For Online Shop  Allow to purchase on eShop when not in stock

Tax Detail

Tax paid while purchasing: Purchase Tax

Tax collected while selling: Sales tax

My Sales Price Includes Tax

Packaging

Purchase Measuring Unit: Qty

Sales Measuring Unit: Qty

1 Purchase unit is equal to: 1 Sales Units.

Pricing

Last Purchase Unit Price:

Sales Price Before Tax: 30,330.81

Sales Price (My MRP): 31,999.00 Add Item Price

MRP (Printed MRP): 31,999.00

Opening Stock: Add Opening Stock Qty

Keywords: Motorola, X, 4G, A Display Index: 5

Accessories Keywords: Moto, X, Android

Item Description: 5,7 inch Quad HD Touchscreen TurboPower for Upto 8 hrs of Use from 15 minutes Charging 21 MP + 5 MP 1.8 GHz Qualcomm Snapdragon 808 MSM8992 Hexa Core Processor 3 GB RAM Expandable Storage Capacity of 128 GB

Attachments

User Field List

Create & Clone (F6) Create & Continue (F7) Create (F8) Cancel





### 6. Check the **Has Label** checkbox

The screenshot shows the 'Add New Item' form for a 'Moto X Style' mobile phone. The 'Has Label' checkbox under 'Item Attributes' is highlighted with a red box, and an orange arrow points to it from the left. Other visible fields include Barcode (T00002), Name (Moto X Style), Item Unique Name (Moto X Style), Item Group Name (Moto X Style), Regional Language (ಮೋಟೋರೋಲಾ X ಸ್ಟೈಲ್), Category (Mobiles), Search Code (MotoXSB), and various pricing and tax settings.

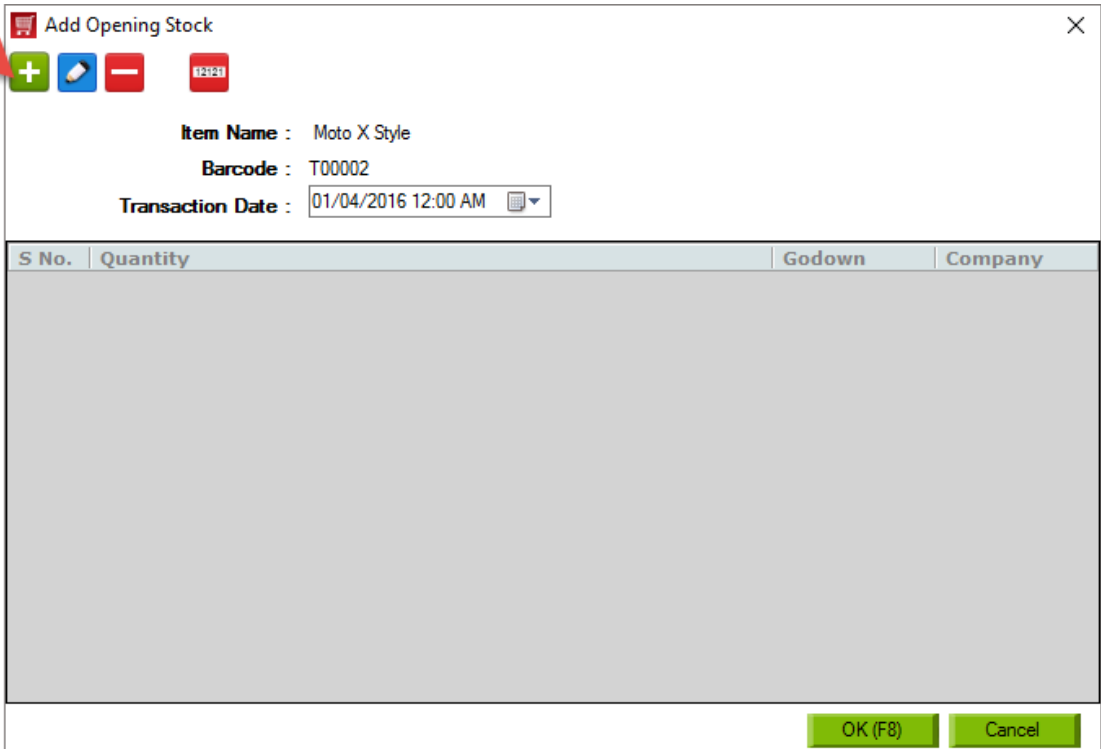
### 7. Click on **Add Opening Stock**.

This screenshot is identical to the previous one, but with a red box around the 'Add Opening Stock' button in the 'Opening Stock' section. A red arrow points to this button from the right. The 'Has Label' checkbox is also visible and checked.







8. Click on **Add Opening Stock**  toolbar button



**Add Opening Stock**

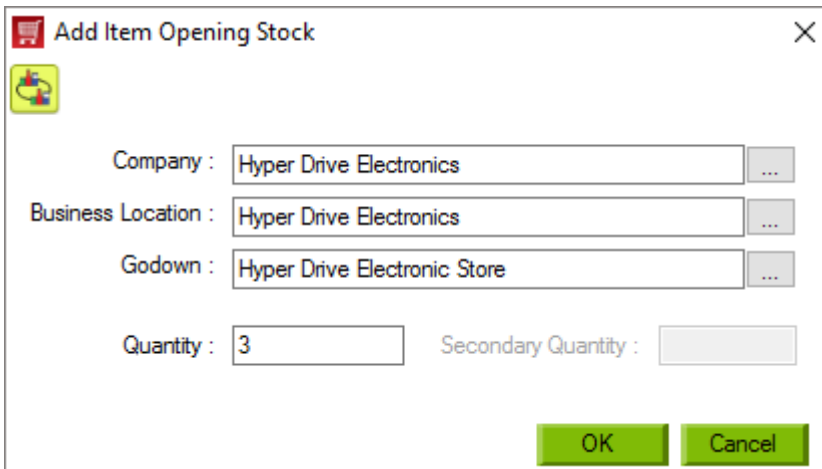
   

**Item Name :** Moto X Style  
**Barcode :** T00002  
**Transaction Date :** 01/04/2016 12:00 AM


S No.	Quantity	Godown	Company
-------	----------	--------	---------

**OK (F8)** **Cancel**

9. Enter details of opening stock



**Add Item Opening Stock**



**Company :** Hyper Drive Electronics ...  
**Business Location :** Hyper Drive Electronics ...  
**Godown :** Hyper Drive Electronic Store ...

**Quantity :** 3 **Secondary Quantity :**

**OK** **Cancel**

- a. **Company:** Select the company to which the stock belongs.
- b. **Business Location:** Select appropriate business location.
- c. **Godown:** Select godown/warehouse where the stock is available.
- d. **Quantity:** Enter the quantity of opening stock for the item.






10. Click on **OK**








11. Click on **Add Label**  toolbar button

**Add Opening Stock** X










**Item Name :** Moto X Style  
**Barcode :** T00002  
**Transaction Date :** 01/04/2016 12:00 AM 

S No.	Quantity	Godown	Company
1		3 Hyper Drive E...	Hyper Drive E...


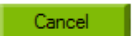
 

12. Enter the label numbers.

**Add Label** X

SerialNo	LabelNumber
1	35693805643809
2	35693805643816
3	35693805643535

13. Click on **OK**





14. Click on **OK** in the **Add Opening Stock** window.

**Add Opening Stock**

**Item Name :** Moto X Style  
**Barcode :** T00002  
**Transaction Date :** 01/04/2016 12:00 AM

S No.	Quantity	Godown	Company
1		3 Hyper Drive E...	Hyper Drive E...

**OK (F8)** **Cancel**

15. Click on **Create**.

**Add New Item**

**Barcode :** T00002 **Define my own**

**Name :** Moto X Style **Item Name Template**

**Item Unique Name :** Moto X Style

**Item Group Name :** Moto X Style **Group Name Template**

**Name In Regional Language :** ಮೋಟೋ X ಸ್ಟೈಲ್ **Settings...**

**Category :** Mobiles **Search Code :** MotoXSB

**Item Attributes**

**Is Active**  **Not For Sale**  **Is Service Item**  **Is Purchased**  **Need To Print Barcode Sticker**  
 **HasBOM**  **Is Auto Make**  **Is Auto Break**  **Is Sortable Item**  **Has Manual Batch**  **Has Auto Batch**  
 **Is Gift Card**

**Has Label** **Label Headings :** \_\_\_\_\_  
 **Is Measured at the time of sale**  **Use Measuring denomination**  **Weighing scale used while selling**  
 **Is a Kit**  **Provides AMC**  **Is AMC Item**  
 **Only For Online Shop**  **Not For Online Shop**  **Allow to purchase on eShop when not in stock**

**Tax Detail**  
**Tax paid while purchasing :** Purchase Tax  
**Tax collected while selling :** Sales tax  
 **My Sales Price Includes Tax**

**Packaging**  
**Purchase Measuring Unit :** Qty  
**Sales Measuring Unit :** Qty  
1 Purchase unit is equal to : 1 Sales Units.

**Pricing**  
**Last Purchase Unit Price :** 0.00  
**Sales Price Before Tax :** 30,330.81  
**Sales Price (My MRP) :** 31,999.00  
**MRP (Printed MRP) :** 31,999.00 **Add Item Price**

**Opening Stock :** **Add Opening Stock** Qty

**Keywords :** Motorola, X, 4G, A **Display Index :** 5

**Accessories Keywords :** Moto, X, Android

**Item Description :**  
5.7 inch Quad HD Touchscreen  
TurboPower for Upto 8 hrs of Use from 15 minutes  
Charging  
21 MP + 5 MP  
1.8 GHz Qualcomm Snapdragon 808 MSM8992  
Hexa Core Processor  
3 GB RAM  
Expandable Storage Capacity of 128 GB

**Attachments**

**User Field List**

**Create & Clone (F6)** **Create & Continue (F7)** **Create (F8)** **Cancel**

