

How to define GST in HDRestaurant?



HDRestaurant Tutorials

According to the GST council, the tax structure for common-use goods are as under:

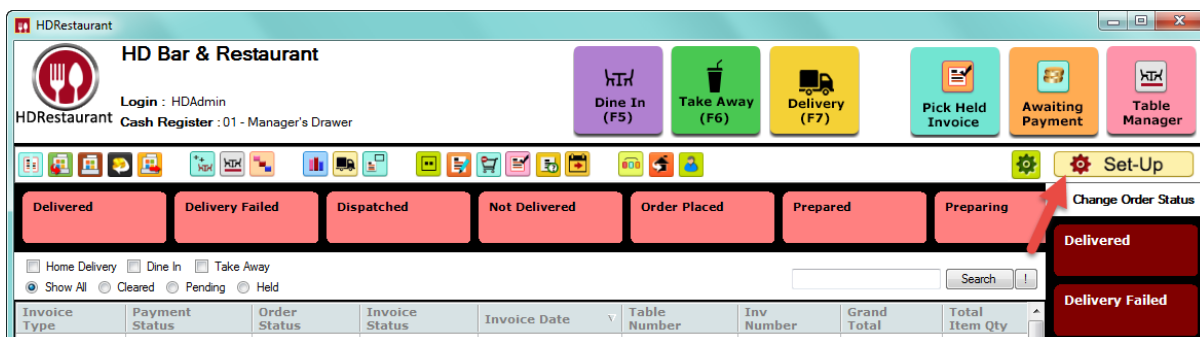
- No Tax:
- Tax Slab Of 5%
- Tax Slab Of 12%
- Tax Slab Of 18%
- Tax Slab Of 28%

In order to make this tax definition and collection easier for you, HDRestaurant provides a mechanism which allows to you to create most commonly used tax structures in a single click. In this tutorial will explain you how to create default tax structure in HDPOS smart:

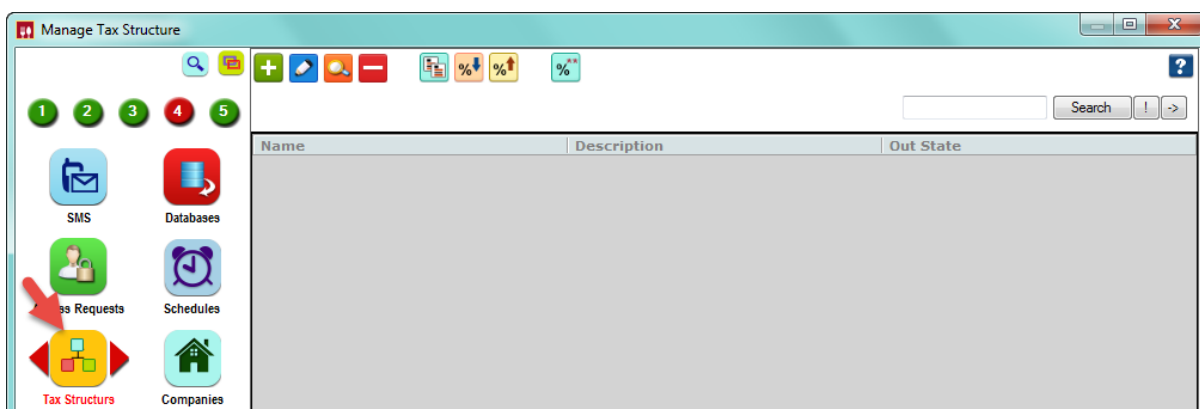
Note: You can create default tax structures only if you have activated Use India GST from general system settings. To activate the GST settings go to → Set-Up -> Settings -> select General --> check Use India GST

To create a default tax structure in HDPOS smart, follow the steps below:

1. Run **HDRestaurant**.
2. Click on the **Set-Up** from the Restaurant Dashboard.

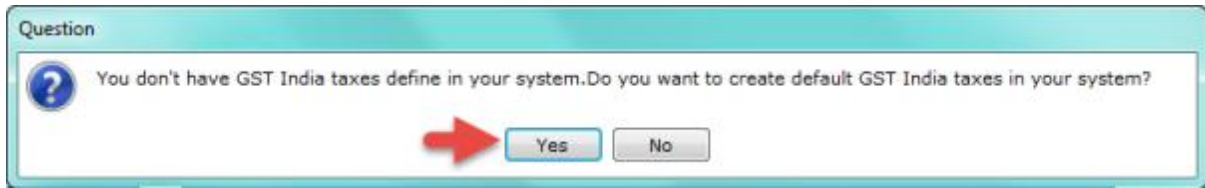


3. From the 4th page of Set-Up, click on **Tax Structures**.

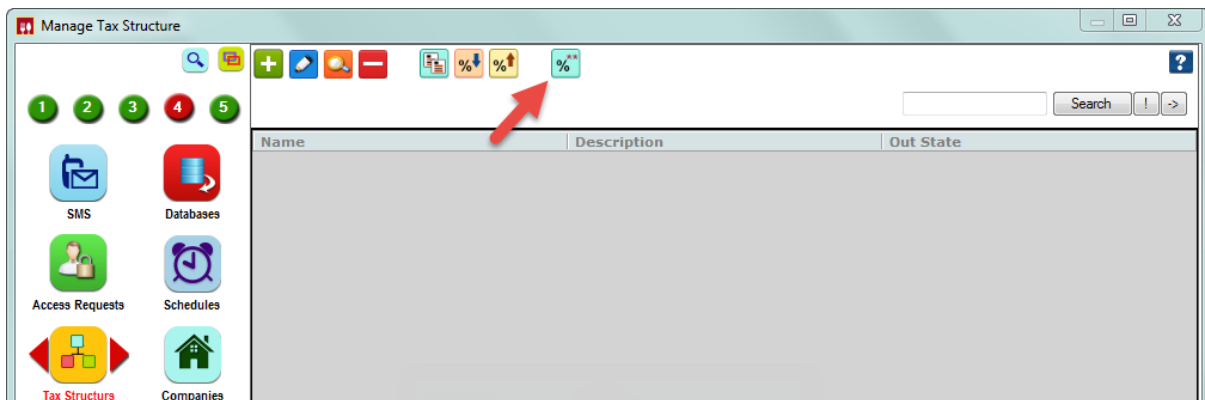




4. You will see the below information. Click **Yes** to enable Advance Tax Structure



5. Click on Create Default Tax Structures.



6. You will see all the default India GST tax structures create as shown below.

