

# How to define items with AMC (Annual Maintenance Contract) in HDPOS smart?



HDPOS smart Tutorials

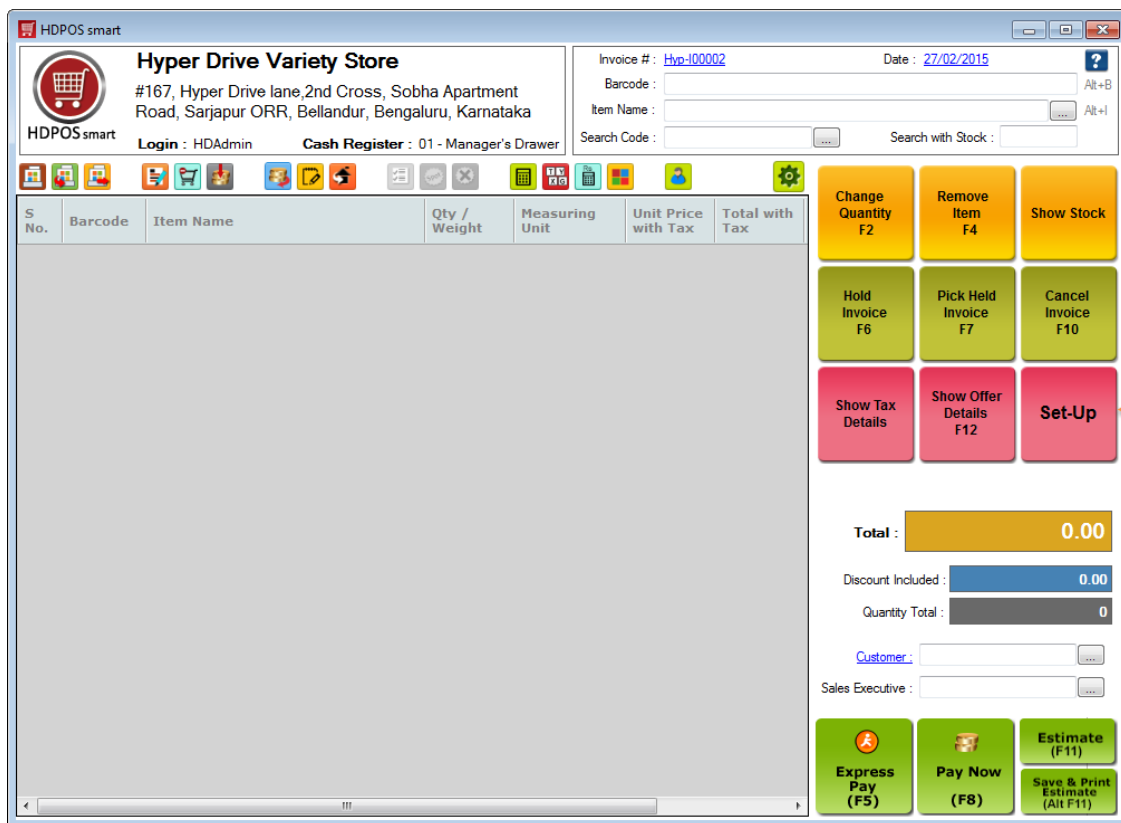
Most of the times, when you purchase a product like an electronic item, refrigerator or television there is often an AMC attached with the item. i.e. for a specified period, if anything goes wrong with the item purchased, the vendor would do the necessary to fix it at no additional cost.

If you are dealing with such items here is what you need to do

1. Create an item which provides AMC.
2. Make sales invoice for AMC item.
3. View AMC Start and End date.

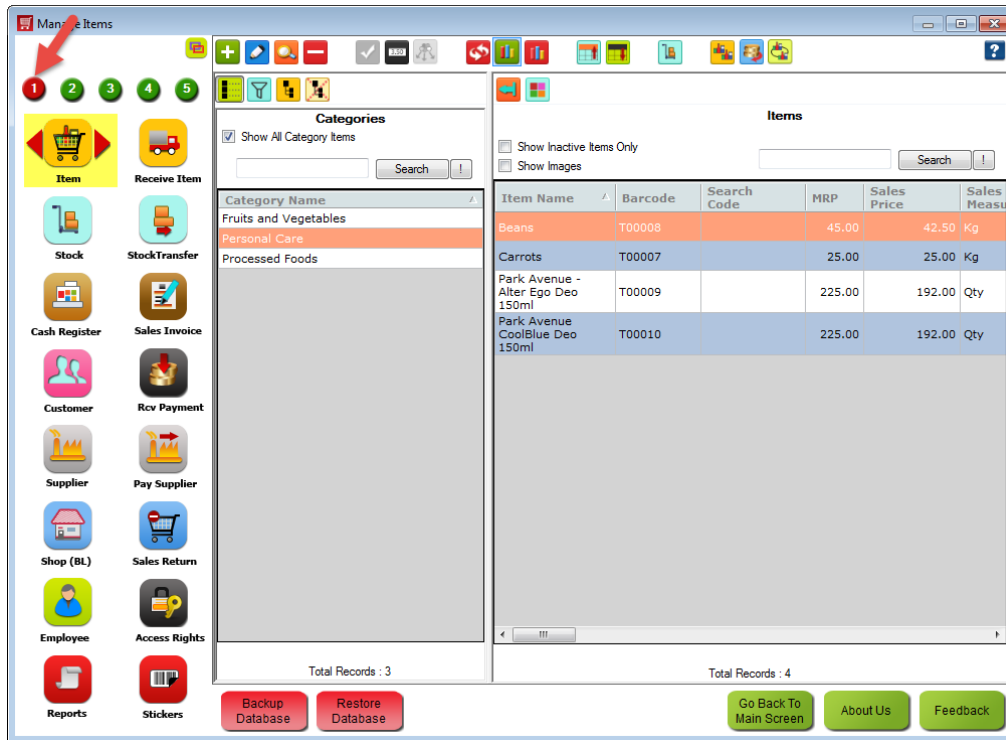
## Step 1: Create an item which provides AMC

1. Run **HDPOS smart**.
2. From **main screen**, select **Set-Up**.

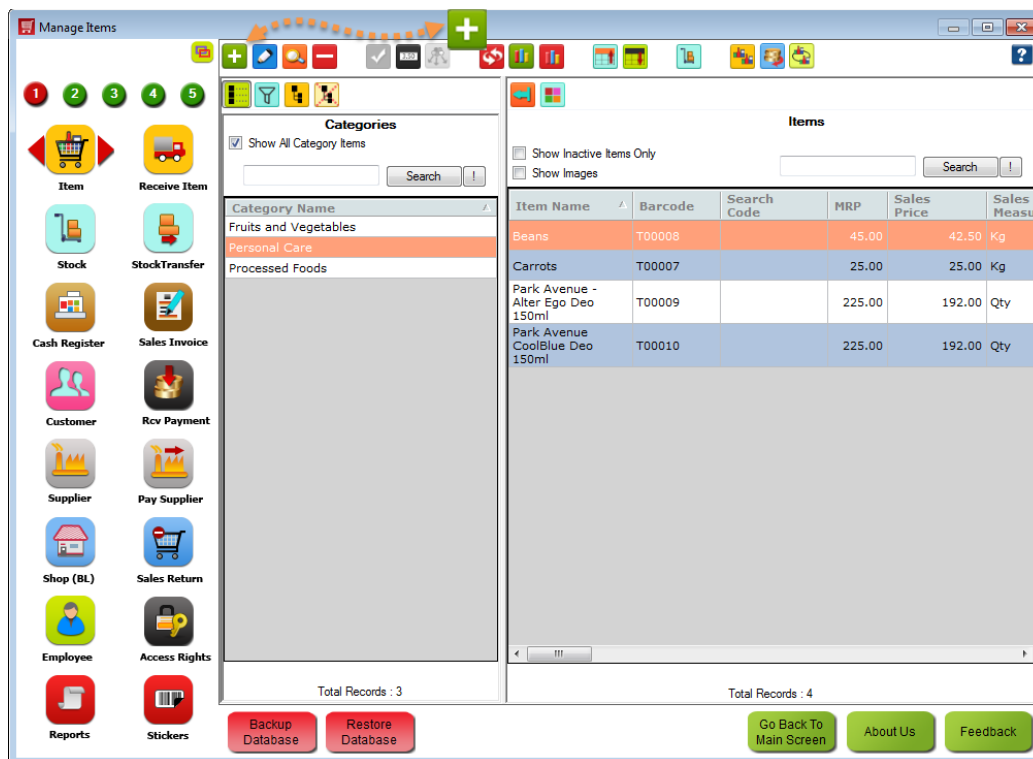




3. From 1<sup>st</sup> page of **Set-Up**, select **Item**.



4. Click on **Add Item** option from **Manage Items** tool strip.





5. In the Add New Item Screen
  - a. Enter **item name** and other required details.
  - b. Select **Provides AMC** checkbox (This will enable **AMC period** field).
  - c. Enter the **AMC period** in months and click on **Create**.

The screenshot shows the 'Add New Item' form with the following details:

- Barcode: T00008
- Name: Dell Vostro 3446 14-inch Laptop (Grey) with Laptop Bag
- Item Unique Name: Dell Vostro 3446 14-inch Laptop (Grey) with Laptop Bag
- Item Group Name: Dell Vostro 3446 14-inch Laptop (Grey) with Laptop Bag
- Category: Laptops
- Item Attributes:  Is Active,  Not For Sale,  Is Service Item,  Is Purchased,  Need To Print Barcode Sticker,  HasBOM,  Is Auto Make,  Is Auto Break,  Is Sortable Item,  Has Manual Batch,  Has Auto Batch,  Is Gift Card,  Has Label,  Is Measured at the time of sale,  Use Measuring denomination,  Weighing scale used while selling,  Is a Kit,  Provides AMC,  Is AMC Item, AMC Period : 12 Months,  Only For Online Shop,  Not For Online Shop,  Allow to purchase on eShop when not in stock
- Tax Detail: Tax paid while purchasing : Vat, Tax collected while selling : Vat,  My Sales Price Includes Tax
- Packaging: Purchase Measuring Unit : Qty, Sales Measuring Unit : Qty, 1 Purchase unit is equal to : 1 Sales Units.
- Pricing: Last Purchase Unit Price : 0.00, Sales Price Before Tax : 28,095.24, Sales Price (My MRP) : 29,500.00, MRP (Printed MRP) : 32,891.00

## Step 2: Make sales invoice for Provide AMC item

1. From main screen select the item (that provides AMC) which you created in Step 1, to make a new invoice.
2. Click on **Pay Now**.



Hyper Drive Variety Store  
#167, Hyper Drive lane, 2nd Cross, Sobha Apartment  
Road, Sarjapur ORR, Bellandur, Bengaluru, Karnataka  
Login : HDAdmin Cash Register : 01 - Manager's Drawer

Invoice #: Hyp-100001 Date: 26/02/2015

S No.	Barcode	Item Name	Qty / Weight	Measuring Unit	Unit Price with Tax	Total with Tax
1	T00008	Dell Vostro 3446 14-inch Laptop (Grey) ...	1	Qty	29,500.00	29,500.00

**Pay Now (F8)**

Total : 29,500.00  
Discount Included : 0.00  
Quantity Total : 1  
Customer : Anamika Roy  
Sales Executive :

Buttons: Change Quantity (F2), Remove Item (F4), Show Stock, Hold Invoice (F6), Pick Held Invoice (F7), Cancel Invoice (F10), Show Tax Details, Show Offer Details (F12), Set-Up, Express Pay (F5), Pay Now (F8), Estimate (F11), Save & Print Estimate (Alt F11)

3. Enter all amount and all other required details in **Pay Now** screen and click on **Save**.

Pay Now Invoice Number : Hyp-100001

Customer Info  
Customer : Anamika Roy Alt+C Sales Executive : Alt+S  
Available Credit Limit : 0.00 Customer Email : anamikaroy@hyperdrive. Send email to Customer  
Customer Mobile Number : 11549126233 Send sms to Customer

Invoice Info  
Total Before roundoff : 29,500.00 Quantity Total : 1  
Roundoff Amount : 0.00 Number of Items : 1  
Total : 29,500.00 Discount Included : 0.00  
Tax Included : 1,404.76

Tax Details  
Vat : 1,404.76

Payment Detail  
Cash Card Cheque Store Credit Advance Amount Approved Pending Gift Card Bank Transfer Food Coupon  
Amount Received : 29,500.00 Alt+A Ctrl+P  
Pending Amount : 0.00  
Cash : 29,500.00

Note : Total Commission Expense : 0.00 Total Received Amount : 29,500.00  
Returnable Balance : 0.00  
Goods Delivered :  Print Delivery Challan :  Save Returnable Amount :  Customer Advance (F4) :

Buttons: Save & Print Estimate (F11), Save Estimate (F12), Save & Print (F5), Save (F8), Cancel





### Step 3: View AMC item Start and End date

1. From 4<sup>th</sup> page of Set-Up select **AMC**.



2. Here you can see your AMC item invoice with purchase date and AMC end date.

