

# How to convert Loyalty Points of a customer to Store Credit in HDRestaurant?



HDRestaurant Tutorials

In HDRestaurant you can easily convert **Loyalty Points into Store Credit**. Below are the steps which you need to follow to convert Loyalty Points into Store Credit.

1. Run **HDRestaurant** & click on **Set-Up** button on the main screen.

Invoice Type	Table Number	Payment Status	Order Status	Invoice Status	Inv Number	Invoice Date
Take Away		Cleared	Order Placed	Saved	Hyp-100013	10/03/2017 02:45 PM
Take Away		Cleared	Order Placed	Saved	Hyp-100012	10/03/2017 02:44 PM
Home Delivery		Cleared	Order Placed	Saved	Hyp-100011	10/03/2017 01:02 PM
Take Away		Cleared	Order Placed	Saved	Hyp-100010	10/03/2017 10:26 AM
Take Away		Cleared	Order Placed	Saved	Hyp-100009	10/03/2017 10:25 AM
Take Away		Cleared	Order Placed	Saved	Hyp-100008	10/03/2017 10:24 AM
Home Delivery		Cleared	Order Placed	Saved	Hyp-100007	09/03/2017 11:16 AM
Take Away		Cleared	Order Placed	Saved	Hyp-100006	08/03/2017 05:00 PM
Home Delivery		Awaiting Payment	Order Placed	Saved	Hyp-100005	08/03/2017 03:58 PM
Dine In	Table 1 - AC Hall	Cleared	Order Placed	Saved	Hyp-100004	08/03/2017 03:21 PM

2. From 1<sup>st</sup> page of **Set-Up**, select **Customer**.

Customer Code	Name	Search Code	Customer Group Name	Is Enrolled For Loyalty Points	Loyalty Number	Cur Sto
C00001	Customer			Yes	LN00001	
C00002	Rahul Sharma			Yes	LN00002	





3. From **Manage Customer** screen, Select the customer and Click on **Redeem Loyalty Point** button.

Customer Code	Name	Search Code	Customer Group Name	Is Enrolled For Loyalty Points	Loyalty Number	Cur Ste
C00001	Customer			Yes	LN00001	
C00002	Rahul Sharma			Yes	LN00002	

4. This will bring the below screen of **Redeem Loyalty Points**.

Select Business Location :

Customer Name :

Current Loyalty Points : 31,302.50

Current Store Credit : 0.00

Minimum Loyalty Points To Redeem : 1,000.00

Number of Loyalty Points For 1 Store Credit: 100.00

Convert  Points Into 313.03 Store Credit

Note:-

- Loyalty points to redeem cannot be greater than current loyalty points.
- Loyalty points to redeem cannot be less than minimum loyalty points to redeem.

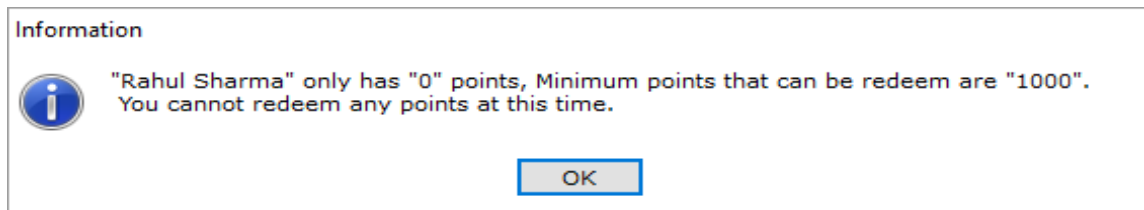
- **Select Business Location:** Select the business location to redeem loyalty points.
- **Customer Name:** Select the **Customer's name** whose loyalty points are to be converted into **Store credit**.
- **Current Loyalty Points:** This tells you current available loyalty points of the selected customer.
- **Current Store Credit:** Customer's current store credit balance is shown here.




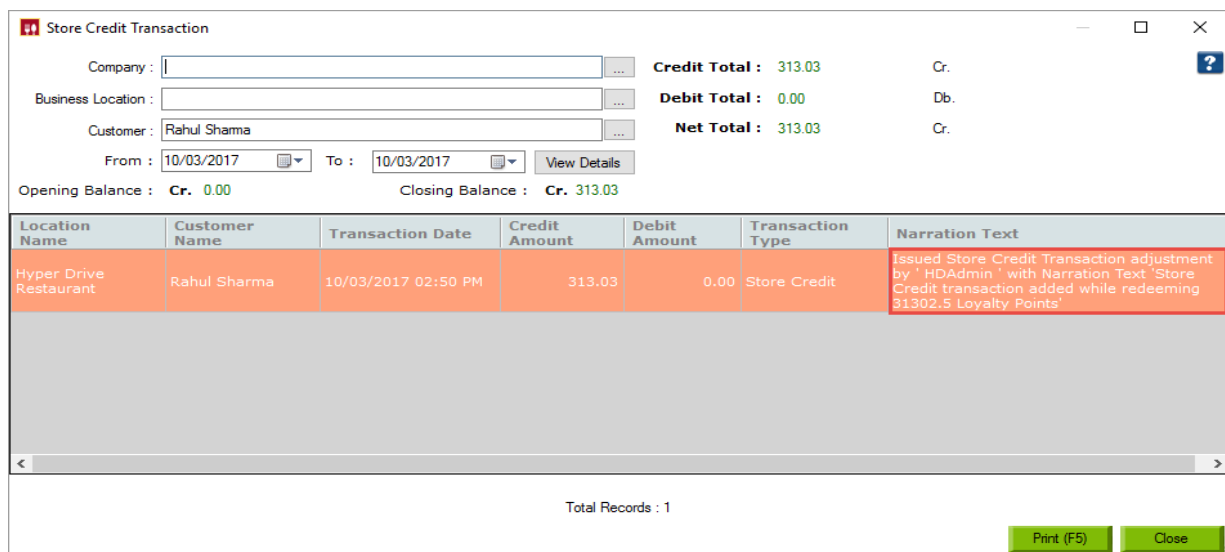


- **Minimum Loyalty points to Redeem:** Here it will show the minimum loyalty points after which only customer can redeem the loyalty points.  
For E.g.: Here it is showing Minimum Loyalty Points is 1000. It means that to redeem loyalty point's current loyalty points must be greater minimum loyalty points to redeem than only you can convert loyalty points store credit.

If the customer current loyalty points are less than this minimum loyalty point's value, it will show a message box as shown below.



- **Number of Loyalty Points for 1 store credit:** This tells you number of loyalty points to get 1 store credit.
  - **Convert:** Enter the number of points you want to convert into store credit in this box. You can choose all loyalty points or only some of them.
5. Click on **Convert** button.
6. To view this entry in store credit transaction, click on **View Store Credit Transaction**  tool strip button.



**Notes:**

- When you redeem loyalty points loyalty point expense account will be created.
- Following FA transaction will added → **Loyalty Point Expense Account** will be debited and **Store Credit Account** will be credited.

