

How to change default Order Status Style?



HDRestaurant Tutorials

Order statuses are on the right side of the Restaurant dashboard with **default style** (Background Color, Font color, Font style). To change the order statuses background color, display text color and font style, follow the steps below:

1. Run **HDRestaurant**.
2. Click on **Set – Up** from Restaurant Dash Board.

The screenshot shows the HD Restaurant dashboard. At the top, there are navigation buttons for 'Dine In (F5)', 'Take Away (F6)', 'Delivery (F7)', 'Pick Held Invoice', 'Awaiting Payment', and 'Table Manager'. Below these is a 'Set-Up' button with a gear icon. A red arrow points to the 'Set-Up' button. Below the 'Set-Up' button is a 'Change Order Status' dropdown menu with a red border. The dropdown menu contains the following options: Delivered, Delivery Failed, Dispatched, Not Delivered, Order Placed, Prepared, Preparing, Ready To Deliver, Ready To PickUp, and Ready To Serve. A red callout box labeled 'Order Status' points to the 'Order Placed' option in the dropdown menu. Below the dropdown menu is a table of orders with columns: Invoice Type, Table Number, Payment Status, Order Status, Invoice Status, Inv Number, Invoice Date, Grand Total, and Tax Grand Total. The table contains 9 records. At the bottom of the dashboard, it says 'Total Records : 9'.

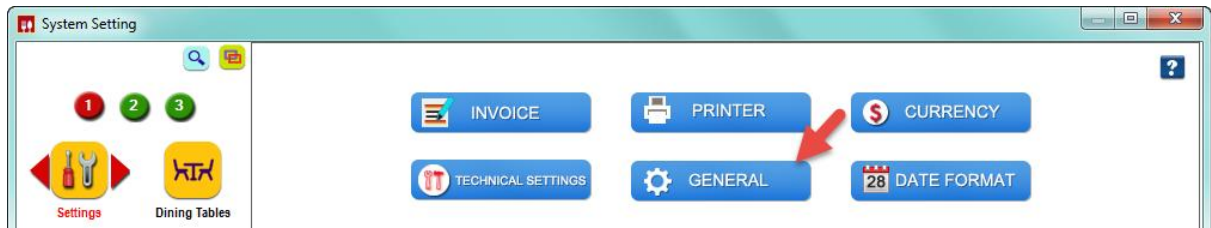
3. From the 1st page set-up click on **Settings**.

The screenshot shows the 'Set-Up' window. On the left side, there are four icons: 'Settings' (a wrench and screwdriver), 'Dining Tables' (a table and chairs), 'Items' (a shopping cart), and 'Receive Items' (a truck). A red arrow points to the 'Settings' icon. Above the icons are three numbered circles: 1, 2, and 3. The 'Settings' icon is the first one, corresponding to the number 1.

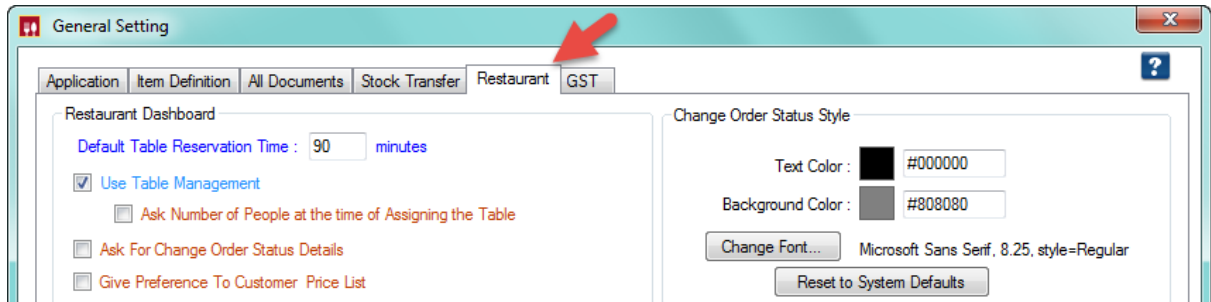




4. From **System Settings** screen, select **General** settings.

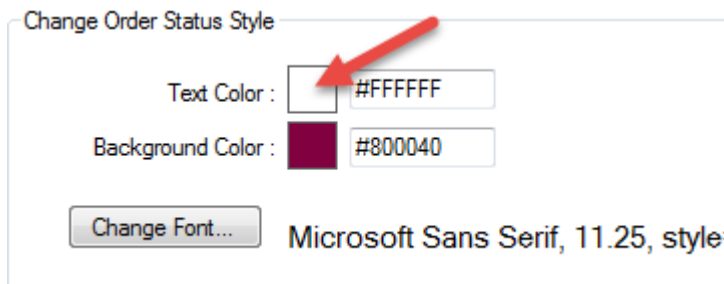


5. In general setting select **Restaurant** tab.

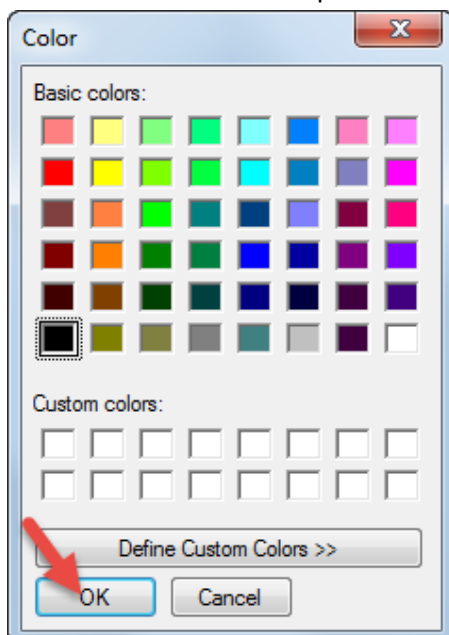


6. To change the order status Text Color:

I. Click on color box next to **Text Color** in **Change Order Status Style** section.



II. Choose a color from color palette.



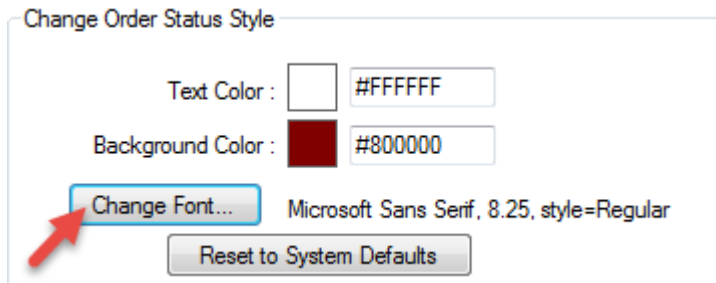
III. Click on **OK**.



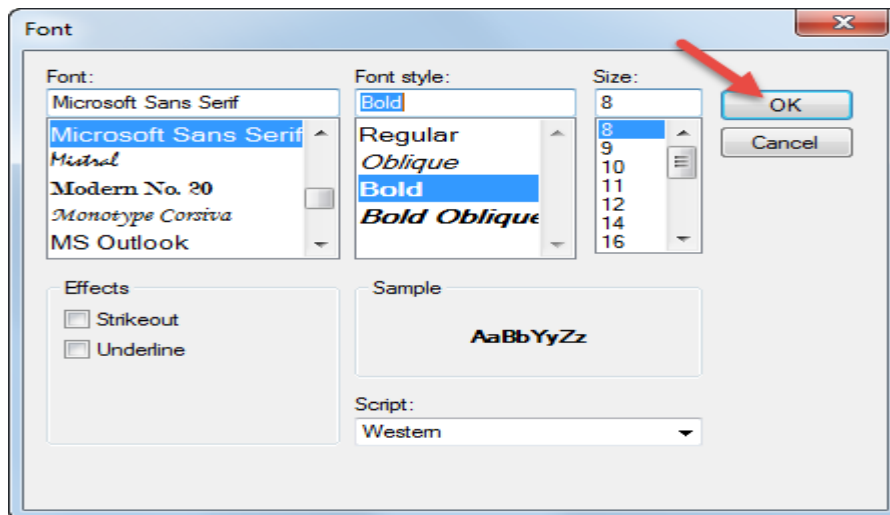
7. Change the **Background color** similarly.

8. To change the Font style :

I. Click on Change Font.



II. Choose the font style and click on **OK**.





9. Click on **Apply** to save the changes.

General Setting

Application | Item Definition | All Documents | Stock Transfer | Restaurant | GST

Restaurant Dashboard

Default Table Reservation Time : 90 minutes

Use Table Management

Ask Number of People at the time of Assigning the Table

Ask For Change Order Status Details

Give Preference To Customer Price List

Allow Multiple Invoice On Same Table

Mark Table As Available Manually

Dine In

Default Price List For Dine In : []

Take Away

Default Price List For Take Away : Take Away & Delivery

Home Delivery

Default Price List For Home Delivery : Take Away & Delivery

Order Status

Default Order Status : Order Placed

Change Default Order Status

Change Order Status Style

Text Color : #FFFFFF

Background Color : #800000

Change Font... Microsoft Sans Serif, 8.25, style=Regular

Reset to System Defaults

Order Status Filter Style

Change Font... Microsoft Sans Serif, 8.25, style=Regular

Selected Filter

Text Color : #000000

Background Color : #808080

Unselected Filter

Text Color : #000000

Background Color : #FFD700

Reset to System Defaults

Apply Cancel

10. Now go back to the **Restaurant Dashboard** window to view the changes.

HDRestaurant

HD Bar & Restaurants

Login : HDAdmin

Cash Register : 01 - Manager's Drawer

Dine In (F5) | Take Away (F6) | Delivery (F7) | Pick Held Invoice | Awaiting Payment | Table Manager

Delivered | Delivery Failed | Dispatched | Not Delivered | Order Placed | Prepared | Preparing

Change Order Status

Delivered

Delivery Failed

Dispatched

Not Delivered

Order Placed

Prepared

Preparing

Ready To Deliver

Ready To Pickup

Ready To Serve

Invoice Type	Table Number	Payment Status	Order Status	Invoice Status	Inv Number	Invoice Date	Grand Total	Tax Grand Total
Dine In	Table 1 - AC		Order Placed	Held		22/03/2018 12:48 PM	0.00	
Dine In	Table 5 - AC		Order Placed	Held		22/03/2018 12:48 PM	0.00	
Take Away		Pending	Preparing	Saved	Hyp-100007	13/03/2017 02:34 PM	1,690.00	207.00
Home Delivery		Cleared	Delivered	Saved	Hyp-100006	13/03/2017 02:32 PM	640.00	78.00
Take Away		Cleared	Prepared	Saved	Hyp-100005	13/03/2017 12:43 PM	1,230.00	151.00
Take Away		Cleared	Prepared	Saved	Hyp-100004	13/03/2017 12:39 PM	1,200.00	147.00
Home Delivery		Cleared	Delivered	Saved	Hyp-100003	13/03/2017 11:13 AM	1,630.00	200.00
Take Away		Cleared	Order Placed	Saved	Hyp-100002	13/03/2017 11:09 AM	1,120.00	137.00
Dine In	Table 2 - AC	Awaiting Payment	Order Placed	Saved	Hyp-100001	13/03/2017 11:08 AM	1,350.00	165.00

Total Records : 9

