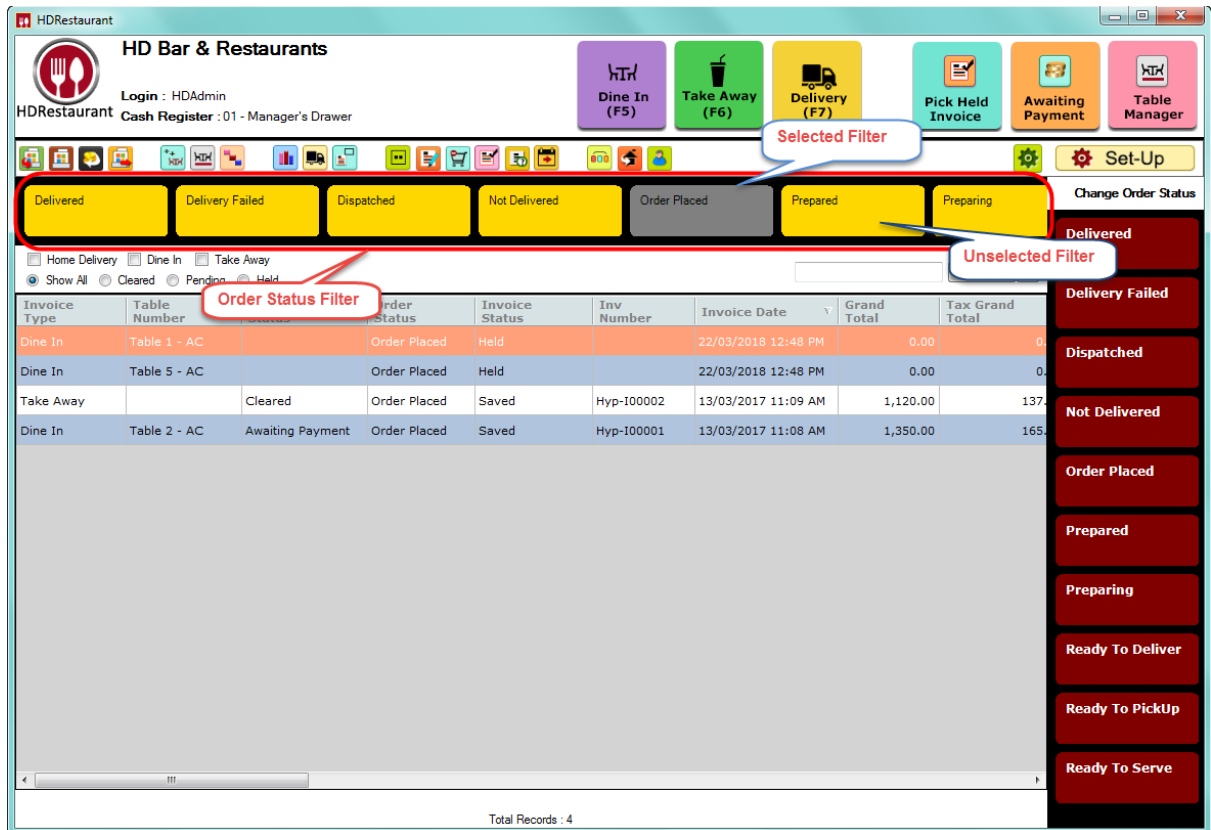


How to change order status filter style?



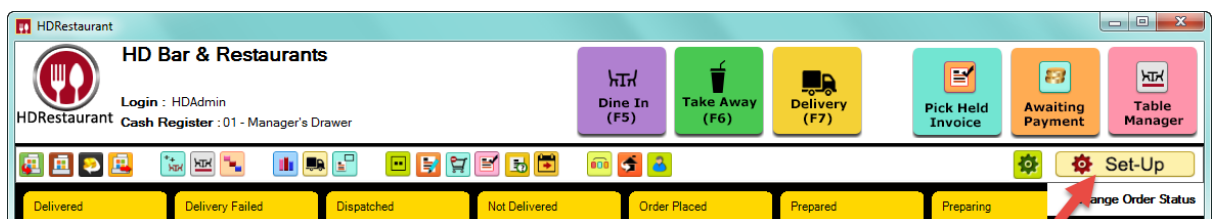
HDRestaurant Tutorials

Order status filters are on the top of the Restaurant dashboard with **default style**. (Background Color, Font color, Font style)



To change order status filter background color, display text color and font style, follow the steps below:

1. Run **HDRestaurant**.
2. Click on **Set-Up** from Restaurant Dash Board.

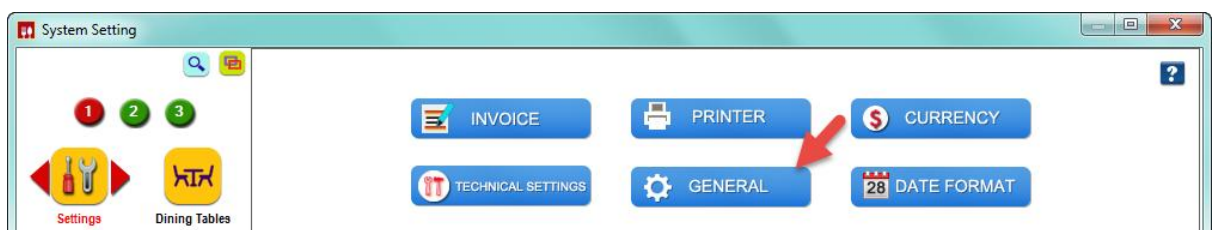




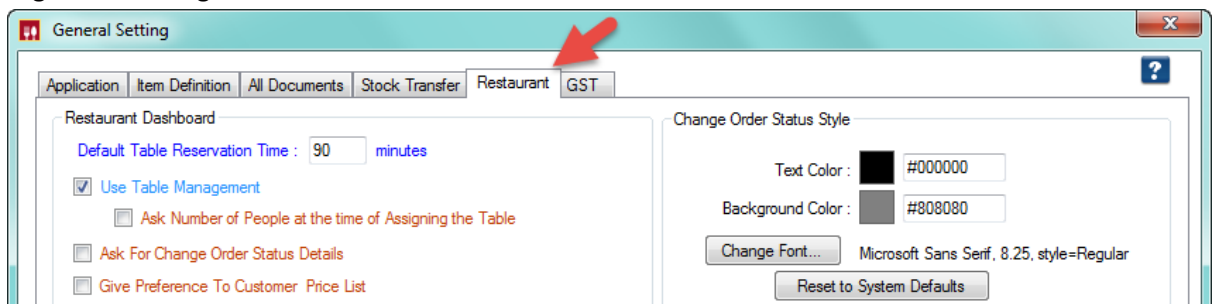
3. From the 1st page **Set-Up** select **Settings**.



4. From **System Settings** screen, select **General** setting.

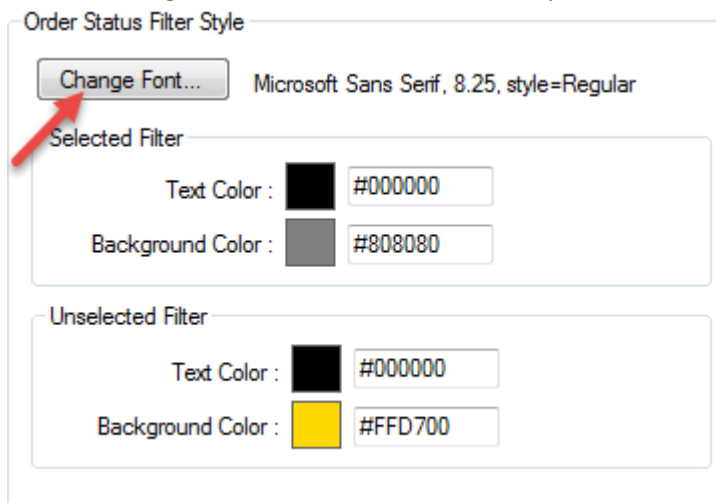


5. In general setting select **Restaurant** tab.



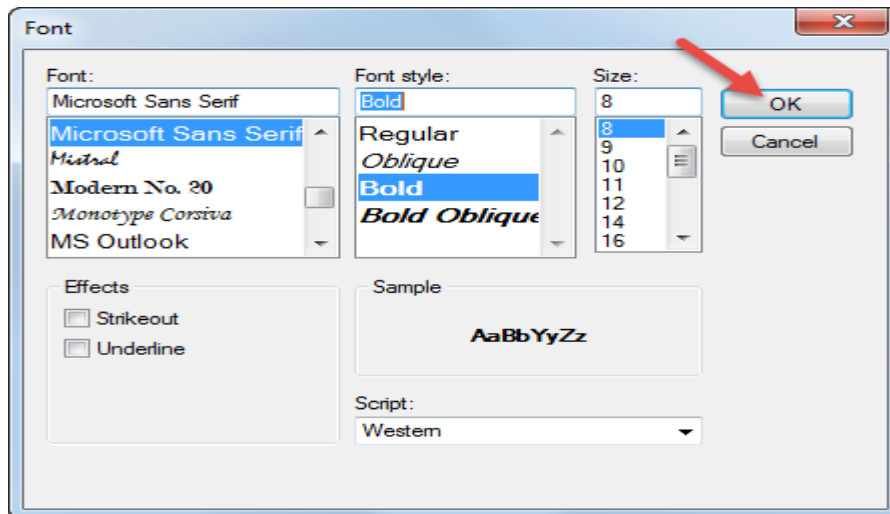
6. To change the Font style :

- I. Click on **Change Font**, in Order Status Filter Style section as shown below.



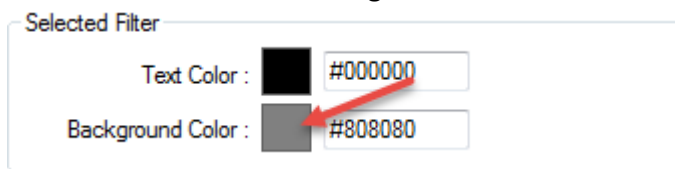


- II. Choose the font style and click on **OK**.

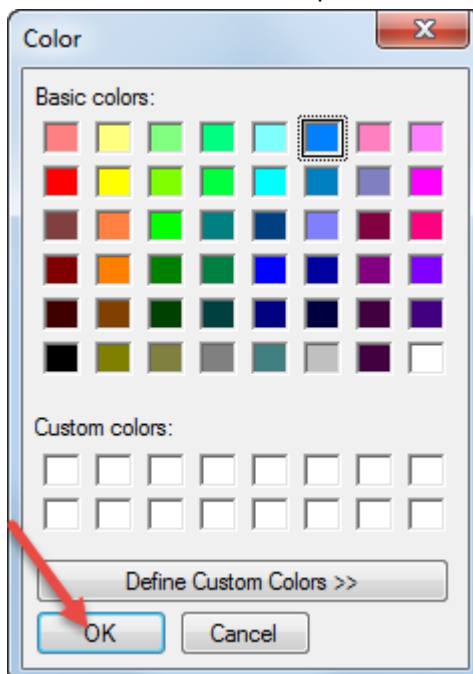


7. To change **Background Color** for the **Selected Filter**:

- I. Click on color box next to **Background Color** in **Selected Filter** section.



- II. Choose a color from color palette.



- III. Click on **OK**.
- IV. Or, if the Color code in **RGB** format is known, the same can be entered directly.

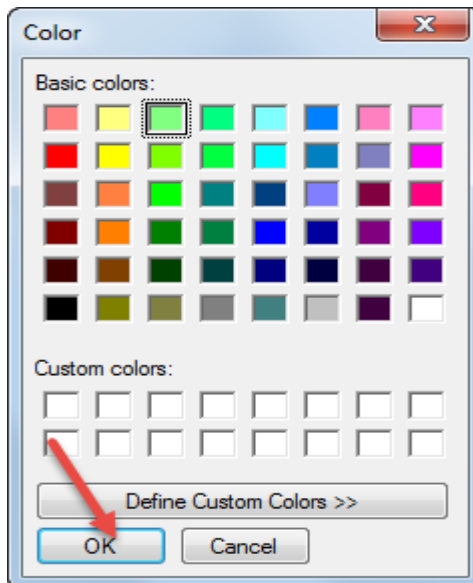


- 8. Change the **Text Color** Similarly.
- 9. To Change the Background Color for Unselected Filter :

- I. Click on color box next to **Background Color** in **Unselected Filter** section.



- II. Choose a color from color palette.



- III. Click on OK.

- 10. Change the **Text Color** Similarly.



11. Click on **Apply**.

General Setting

Application | Item Definition | All Documents | Stock Transfer | **Restaurant** | GST

Restaurant Dashboard

Default Table Reservation Time : 90 minutes

Use Table Management

Ask Number of People at the time of Assigning the Table

Ask For Change Order Status Details

Give Preference To Customer Price List

Allow Multiple Invoice On Same Table

Mark Table As Available Manually

Dine In

Default Price List For Dine In : [Dropdown]

Take Away

Default Price List For Take Away : Take Away & Delivery

Home Delivery

Default Price List For Home Delivery : Take Away & Delivery

Order Status

Default Order Status : Order Placed

Change Default Order Status

Change Order Status Style

Text Color : #FFFFFF

Background Color : #800000

Change Font... **Verdana, 9, style=Bold**

Reset to System Defaults

Order Status Filter Style

Change Font... **Verdana, 8.25, style=Bold**

Selected Filter

Text Color : #000000

Background Color : #008A00

Unselected Filter

Text Color : #000000

Background Color : #FF8080

Reset to System Defaults

Apply Cancel

12. Go back to Restaurant Dash Board to view the changes applied.

HD Restaurant

HD Bar & Restaurants

Login : HDAdmin

Cash Register : 01 - Manager's Drawer

Dine In (F5) | Take Away (F6) | Delivery (F7) | Pick Held Invoice | Awaiting Payment | Table Manager

Set-Up

Delivered | Delivery Failed | **Dispatched** | Not Delivered | Order Placed | Prepared | Preparing

Change Order Status

Delivered | Delivery Failed | Dispatched | Not Delivered | Order Placed | Prepared | Preparing | Ready To Deliver | Ready To Pickup | Ready To Serve

Invoice Type	Table Number	Payment Status	Order Status	Invoice Status	Inv Number	Invoice Date	Grand Total	Tax Grand Total
Take Away		Cleared	Prepared	Saved	Hyp-100005	13/03/2017 12:43 PM	1,230.00	151
Take Away		Cleared	Prepared	Saved	Hyp-100004	13/03/2017 12:39 PM	1,200.00	147

Total Records : 2

