

## How can i give last minute discount to my customer

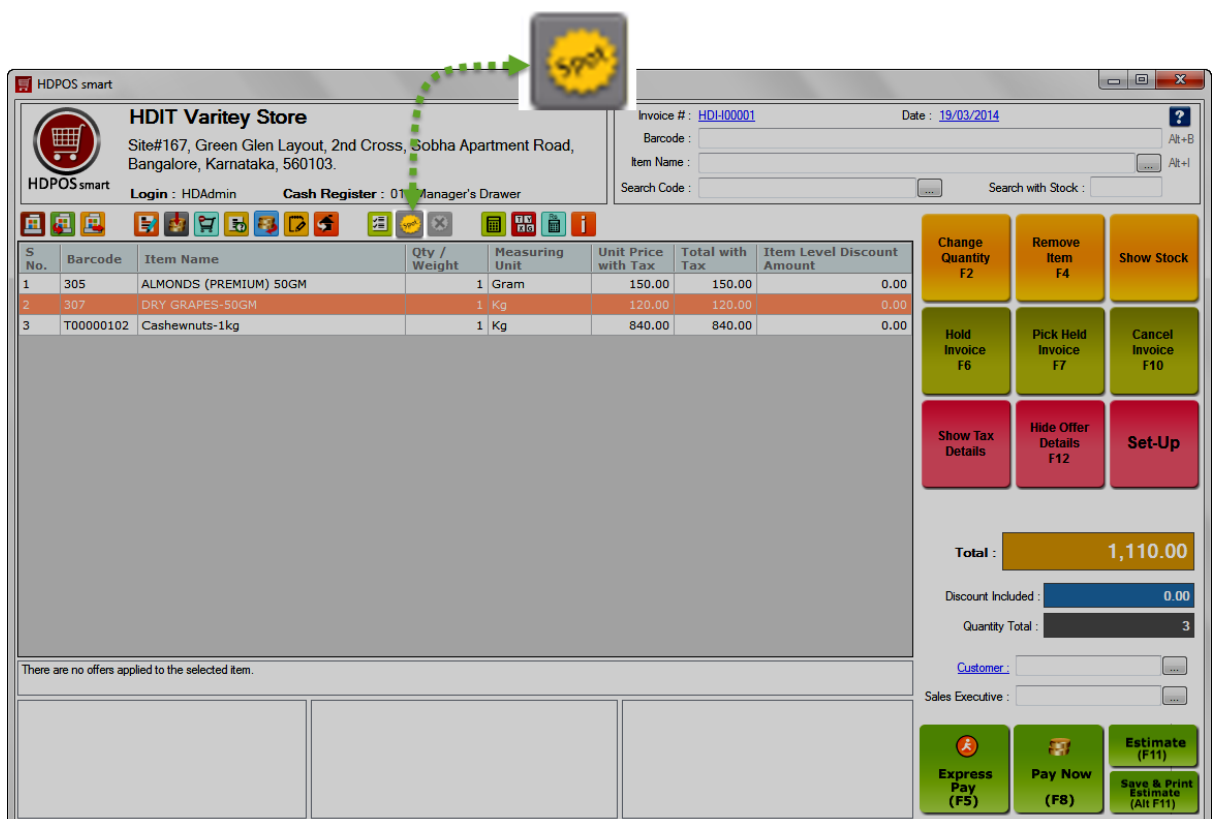
Spot discount is a last moment discount that you may want to give your customer on his/ her persistence.

In HDPOSsmart you can give spot discount in 2 ways

1. For the entire invoice (Invoice Level Spot Discount)
2. For a specific item (Item Level Spot Discount)

### Here is how you will add a spot discount

- **Run** HDPOSsmart
- In the **Main invoice screen** select the **items** that need to be invoiced
- Once you have completed invoicing your items you can add your spot discount.
- Find **the Spot discount** option on the **tool strip of the Main Invoice Screen** As shown below



The screenshot displays the HDPOS smart Main Invoice Screen for 'HDIT Varitey Store'. The interface includes a header with store information, a toolbar with various icons, and a main table listing items. A green dashed arrow points to a yellow 'Spot' button in the toolbar. The right sidebar contains several functional buttons and a summary section.

S No.	Barcode	Item Name	Qty / Weight	Measuring Unit	Unit Price with Tax	Total with Tax	Item Level Discount Amount
1	305	ALMONDS (PREMIUM) 50GM	1	Gram	150.00	150.00	0.00
2	307	DRY GRAPES-50GM	1	Kg	120.00	120.00	0.00
3	T00000102	Cashewnuts-1kg	1	Kg	840.00	840.00	0.00

Summary Section:

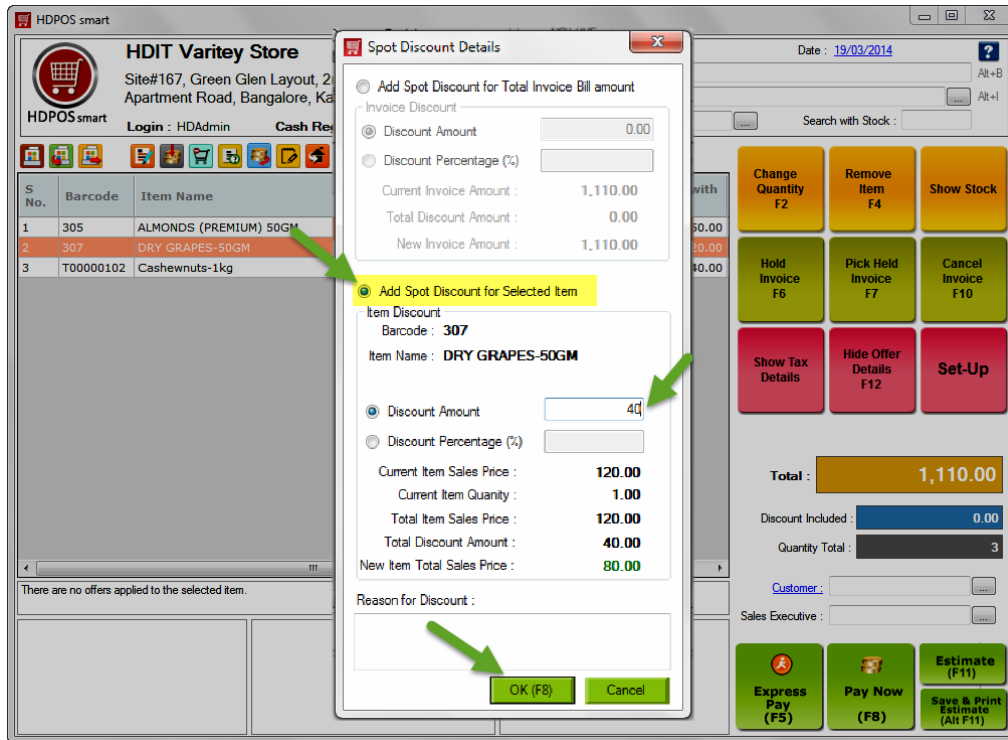
- Total: 1,110.00
- Discount Included: 0.00
- Quantity Total: 3

Buttons in the sidebar include: Change Quantity (F2), Remove Item (F4), Show Stock, Hold Invoice (F6), Pick Held Invoice (F7), Cancel Invoice (F10), Show Tax Details, Hide Offer Details (F12), Set-Up, Express Pay (F5), Pay Now (F8), Estimate (F11), and Save & Print Estimate (Alt F11).

## Item level spot discount

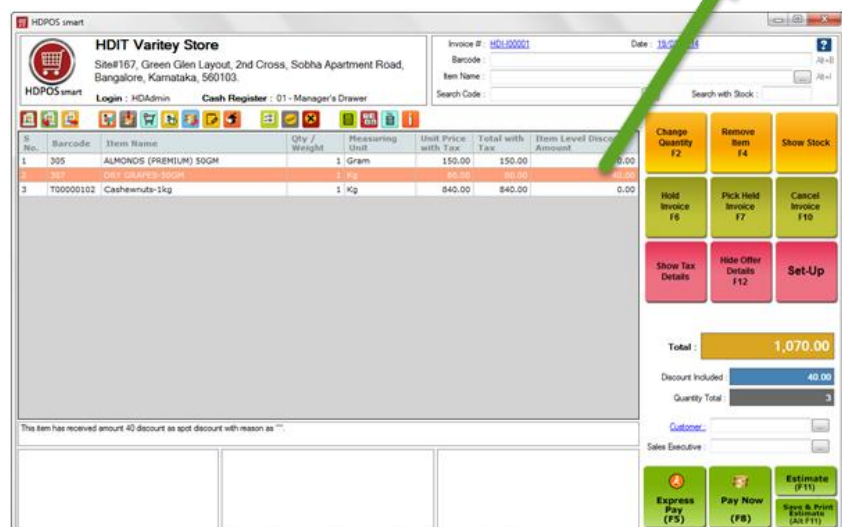
To apply item level spot discount

1. Select the **item** for which discount needs to be applied
2. Click on **Spot Discount** option in **the tool Strip of Main Invoice Screen**.
3. In the screen that opens select **Add Spot discount for Selected Item**
  - a. Enter the **Discount Amount or**
  - b. Enter the **Discount Percentage**
  - c. Click on **OK**



4. This will add the spot discount only to the selected item as shown below

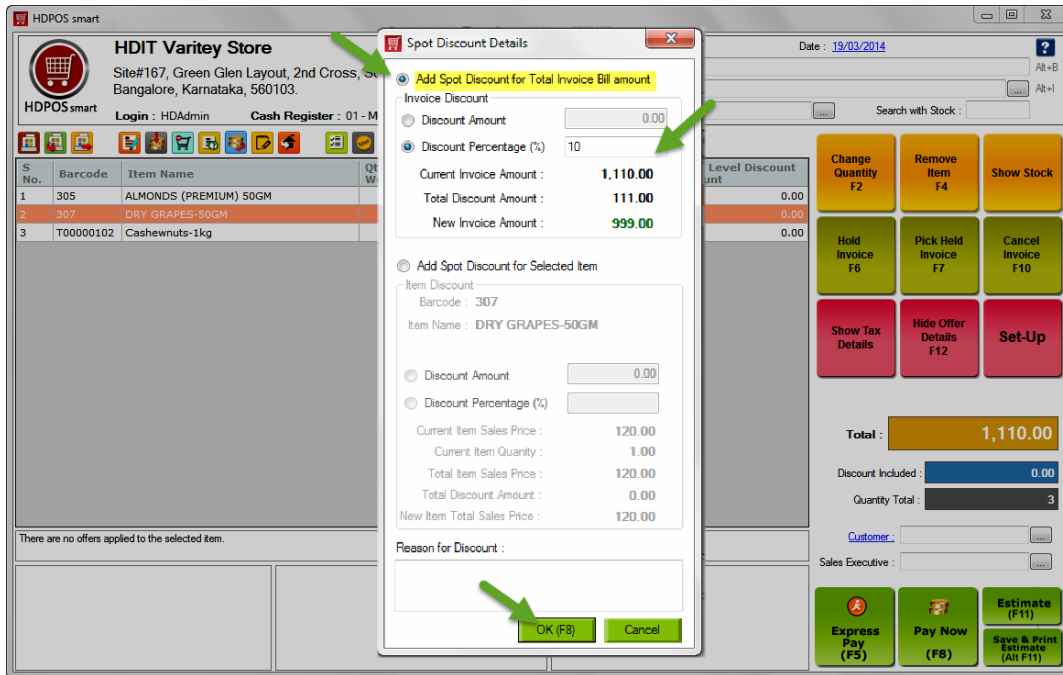
S No.	Barcode	Item Name	Qty / Weight	Measuring Unit	Unit Price with Tax	Total with Tax	Item Level Discount Amount
1	305	ALMONDS (PREMIUM) 50GM	1	Gram	150.00	150.00	0.00
2	307	DRY GRAPES-50GM	1	Kg	80.00	80.00	-40.00
3	T00000102	Cashewnuts-1kg	1	Kg	840.00	840.00	0.00



## Invoice Level Spot Discount

To apply Invoice level spot discount

1. Click on **Spot Discount** option in **the tool Strip of Main Invoice Screen**.
2. In the screen that opens select **Add Spot discount for Total Invoice Bill amount**
  - a. Enter the **Discount Amount or**
  - b. Enter the **Discount Percentage**
  - c. Click on **OK**



- The discount applied will get displayed in **Discount included** and not against any specific item

